

Ghana 2024 Integrated Business Establishment Survey I (IBES I)

Study Documentation

August 21, 2025

Metadata Production

Table of Contents

Overview	4
Scope & Coverage	4
Sampling	4
Data Collection	5
Files Description	6
2024ibes1_10%sample_v1_20250820	6
Variables List	7
2024ibes1_10%sample_v1_20250820	7
Variables Description	12
2024ibes1_10%sample_v1_20250820	13

Ghana 2024 Integrated Business Establishment Survey I (IBES I)

Overview	
Identification	IBESIdocumentation
Unit of Analysis	<p>All businesses. These businesses engaged in economic activities, including non-profit institutions, cutting across all sectors of the economy. Each production unit within a particular business will be captured as a separate entity if it is or has a legal unit:</p> <p>A legal unit is a unit that has legal personality, i.e. the law attributes rights and obligations to it, in the sense that it has:</p> <ol style="list-style-type: none"> 1. Right of ownership, permitting it to hold assets in its own name; 2. Right to engage in activities in its own name and on its own behalf; 3. Right to conclude contracts with third parties; 4. Right to institute legal proceedings, i.e. to defend its interests; and 5. Right to dispose of its assets and resources <p>The 2023 IBES captured business establishments operating from:</p> <ol style="list-style-type: none"> 6. Residential building 7. Non-residential buildings with an enclosure; 8. Non-residential building without enclosure, such as sheds; 9. Temporal fixed locations but in structures. 10. In addition to establishments, the 2023 IBES I covered: <ol style="list-style-type: none"> a) Open spaces but are in fixed locations; b) Vehicles, hawkers etc. (Mobile businesses);

Scope & Coverage	
Keywords	Digital Finance, Economic Activity, Economic Census, Economic Sector, Employees, Establishment, Establishment Size, External Trade, Formal Establishments, Green Establishment, Household Establishments, Informal Establishments, International Standard of Industrial Classification (ISIC), Managers, Persons Engaged, Principal Activity
Countries	
Geographic Coverage	
The IBES I targeted all business establishments in Ghana, with an establishment defined as an "entity undertaking an economic activity at a specific physical location". It also includes businesses with open spaces but in fixed locations, and mobile businesses.	
Universe	
The 2024 IBES I included businesses in open spaces, fixed locations and mobile businesses such as hawkers, porters, businesses operating from vehicles (vans, cars, motorcycles, wheelbarrows, carts) and virtual businesses.	

Sampling
Sampling Procedure
2024 IBES I was a Census. To ensure comprehensive coverage, the survey employed a mapping process that demarcated the country into 10,240 Enumeration Zones (EZs), forming the basis for field personnel deployment. The EZs were created based on the distribution of non-residential structures in each Enumeration Area (EA) using data extracted from the 2021 Population and Housing Census (PHC). From the 99 types of non-residential structures identified, 72 were classified as business establishments and used to define the EZs for the IBES I.

Data Collection	
Data Collection Mode	The Ghana Statistical Service has undertaken four (4) economic censuses. Based on lessons from the previous economic censuses, the 2024 economic census was undertaken using advanced ICT tools and applications, with an expanded scope and subject coverage. The introduction of ICT platforms and interactive dashboards facilitated near-real-time data validation, scrutiny, monitoring and supervision. In addition to the tablet, paper and online questionnaires were deployed. Respondents decided on the data collection mode.

Files Description

Dataset contains 1 file(s)

2024ibes1_10%sample_v1_20250820	
# Cases	184180
# Variable(s)	119

Variables List

Dataset contains 119 variable(s)

File 2024ibes1_10%sample_v1_20250820							
#	Name	Label	Type	Format	Valid	Invalid	Question
1	region	Region	discrete	numeric-8.0	184180	0	-
2	district	District	discrete	numeric-8.0	184180	0	-
3	size	Size of establishment	discrete	numeric-8.0	184180	0	-
4	isic_rev_.	Primary ISIC Group	discrete	numeric-8.0	184180	0	-
5	dmestcode	Establishment ID	discrete	numeric-8.0	184180	0	-
6	a14a	Type of structure	discrete	numeric-8.0	184180	0	-
7	a14b	Is the structure movable or unmovable	discrete	numeric-8.0	181668	2512	-
8	b4a	Do you have Email address	discrete	numeric-8.0	184180	0	-
9	b5a	Do you have website	discrete	numeric-8.0	184180	0	-
10	c1	Form of organization	discrete	numeric-8.0	184180	0	-
11	c4	Region where HQ is located	discrete	numeric-8.0	6587	177593	-
12	c3	Name Region where HQ is located	discrete	character-60	6581	0	-
13	c16a	Is the establishment registered with the register Generals Departments	discrete	numeric-8.0	184180	0	-
14	c16b	Which of the following institution have you registered with	discrete	character-19	184180	0	-
15	c17	Type of ownership	discrete	numeric-8.0	184180	0	-
16	c18	Indicate the type of legal organization of the establishment	discrete	numeric-8.0	184180	0	-
17	c19	What is the owners nationality	discrete	numeric-8.0	178071	6109	-
18	c19b	If non-Ghanaian, state owners nationalities	discrete	numeric-8.0	1678	182502	-
19	c19c	If non-Ghanaian, state owners nationalities	discrete	numeric-8.0	1678	182502	-
20	c19d	If non-Ghanaian, state owners nationalities	discrete	numeric-8.0	460	183720	-
21	c19e	If non-Ghanaian, state owners nationalities	discrete	numeric-8.0	368	183812	-
22	c20	How many people own this establishment	continuous	numeric-8.0	178070	6110	-
23	c20a	How many of people own this establishment are males	continuous	numeric-8.0	178070	6110	-
24	c20b	How many of people own this establishment are females	continuous	numeric-8.0	178070	6110	-
25	d5	Main activity code	discrete	numeric-8.0	15847	168333	-

File 2024ibes1_10%sample_v1_20250820							
#	Name	Label	Type	Format	Valid	Invalid	Question
26	d6	Is this establishment an agency providing mobile mony services	discrete	numeric-8.0	184180	0	-
27	d7	Is this establishment an agency providing other banking services apart from mom	discrete	numeric-8.0	184180	0	-
28	e0	Average number of workers engaged in 2023	continuous	numeric-8.0	184180	0	-
29	e1	How many managers are currently engaged in this establishment-Total	continuous	numeric-8.0	184180	0	-
30	e1a	How many managers are currently engaged in this establishment-Male	continuous	numeric-8.0	184180	0	-
31	e1b	How many managers are currently engaged in this establishment-Female	continuous	numeric-8.0	184180	0	-
32	e21	Total persons engaged	continuous	numeric-8.0	184180	0	-
33	e21a	Total males persons engaged	continuous	numeric-8.0	184180	0	-
34	e21b	Total Female persons engaged	continuous	numeric-8.0	184180	0	-
35	e22	Total paid workers	continuous	numeric-8.0	184180	0	-
36	e22a	Total paid male workers	continuous	numeric-8.0	184180	0	-
37	e22b	Total paid female workers	continuous	numeric-8.0	184180	0	-
38	e23	Total Unpaid workers	continuous	numeric-8.0	184180	0	-
39	e23a	Total Unpaid male workers	continuous	numeric-8.0	184180	0	-
40	e23b	Total Unpaid female workers	continuous	numeric-8.0	184180	0	-
41	e24	Total non Ghanaian workers	continuous	numeric-8.0	184180	0	-
42	e24a	Total non Ghanaian male workers	continuous	numeric-8.0	184180	0	-
43	e24b	Total non Ghanaian female workers	continuous	numeric-8.0	184180	0	-
44	e25	Total Ghanaian workers	continuous	numeric-8.0	184180	0	-
45	e25a	Total Ghanaian male workers	continuous	numeric-8.0	184180	0	-
46	e25b	Total Ghanaian female workers	continuous	numeric-8.0	184180	0	-
47	e3	E3. What number of paid workers have direct contract agreement with the establis	continuous	numeric-8.0	138819	45361	-
48	e3b	E3B. percentage on contract	continuous	numeric-8.0	184180	0	-
49	e4	E4. What number of paid workers have pension schemes?	continuous	numeric-8.0	138819	45361	-
50	e4b	E4. What number of paid workers have pension schemes?	continuous	numeric-8.0	184180	0	-
51	f1	F1: In what year did the establishment commence?	continuous	numeric-8.0	184180	0	-

File 2024ibes1_10%sample_v1_20250820							
#	Name	Label	Type	Format	Valid	Invalid	Question
52	f2a	F2a. Does the establishment keep accounting records	discrete	numeric-8.0	184180	0	-
53	f2b	F2b. What type of records are kept in this establishment	discrete	numeric-8.0	51708	132472	-
54	f3	F3: How are the records kept	discrete	numeric-8.0	51708	132472	-
55	f4	F4: Is this establishment operating for Profit or Not for Profit	discrete	numeric-8.0	184180	0	-
56	f5	F5. In a typical year within the last 5 years, what is the percentage share of	discrete	numeric-8.0	184180	0	-
57	f6	F6. In a typical year within the last 5 years, what is the percentage share of	discrete	numeric-8.0	184180	0	-
58	g1	G1 . generate or use electricity, heat or fuel from renewable sources (wind, sol	discrete	numeric-8.0	184180	0	-
59	g2	G2 Prevent, reduce and eliminate pollutants and waste?	discrete	numeric-8.0	184180	0	-
60	g3	G3 Conserve and preserve the environment by planting trees, recycling, ecotour	discrete	numeric-8.0	184180	0	-
61	g4	G4.Practice sustainable / organic agriculture , for example using organic fertil	discrete	numeric-8.0	184180	0	-
62	h1	For business transactions, which payment system do you use or accept	discrete	character-5	184180	0	-
63	h2a	Which way do you use or accept DF	discrete	character-7	68248	0	-
64	h2b	Which specific technologies do you use or accept	discrete	character-8	68248	0	-
65	h2c	Why adopted and/or use DF(perceived benefit)	discrete	character-7	68248	0	-
66	h3	Why not adopted and/or use DF(perceived cost)	discrete	character-8	115932	0	-
67	i1a	Does the establishment have a TIN number	discrete	numeric-8.0	184180	0	-
68	j1a	Indicate the category in which your revenue (GH) belong in 2023 (Provide projec	discrete	numeric-8.0	184180	0	-
69	j1b	How was the projection done	discrete	numeric-8.0	181880	2300	-
70	k1	Are there people using the establishment space for domestic activities	discrete	numeric-8.0	50414	133766	-
71	k2	Does the owner/manager / worker reside in this structure	discrete	numeric-8.0	50414	133766	-
72	k3	On average what proportion of electricity bill is paid with returns from this bu	discrete	numeric-8.0	50414	133766	-

File 2024ibes1_10%sample_v1_20250820							
#	Name	Label	Type	Format	Valid	Invalid	Question
73	k4	On average what proportion of water bill is paid with returns from this business	discrete	numeric-8.0	50414	133766	-
74	cib1	State number of subsidiaries	continuous	numeric-8.0	601	183579	-
75	weight	Sample weights	continuous	numeric-8.0	184180	0	-
76	isic_rev_.	Major ISIC Group	discrete	numeric-8.0	184180	0	-
77	c16bA	Registered with Ghana Revenue Authority	discrete	numeric-8.0	21694	162486	-
78	c16bB	Registered with Ghana Standards Authority	discrete	numeric-8.0	4251	179929	-
79	c16bC	Registered with Food and Drugs Authority	discrete	numeric-8.0	3632	180548	-
80	c16bD	Registered with Environmental Protection Agency	discrete	numeric-8.0	3504	180676	-
81	c16bE	Registered with District Assembly	discrete	numeric-8.0	72605	111575	-
82	c16bF	Registered with Other	discrete	numeric-8.0	1466	182714	-
83	c16bG	None of the above	discrete	numeric-8.0	101669	82511	-
84	h1A	Cash	discrete	numeric-8.0	182530	1650	-
85	h1B	Cheque	discrete	numeric-8.0	7339	176841	-
86	h1C	Other Bank transactions (physical / non-electronic)	discrete	numeric-8.0	5465	178715	-
87	h1D	Digital finance (personal mobile money, merchant payments/MoMopay, QR code, POS)	discrete	numeric-8.0	68248	115932	-
88	h1E	Other	discrete	numeric-8.0	481	183699	-
89	h2aA	Pay employees (B2E)	discrete	numeric-8.0	15334	168846	-
90	h2aB	Pay bills (electricity, water, taxes, etc.) (B2G)	discrete	numeric-8.0	21282	162898	-
91	h2aC	Pay input suppliers (B2B)	discrete	numeric-8.0	19096	165084	-
92	h2aD	Accept as payments for output to customers/buyers (C2B)	discrete	numeric-8.0	53540	130640	-
93	h2aE	Accept loans (B2B)	discrete	numeric-8.0	3706	180474	-
94	h2aF	Accept payments from government (G2B)	discrete	numeric-8.0	1415	182765	-
95	h2aG	Other	discrete	numeric-8.0	182	183998	-
96	h2bA	Personal mobile money (any)	discrete	numeric-8.0	65317	118863	-
97	h2bB	MoMopay/VodafonePay	discrete	numeric-8.0	15596	168584	-
98	h2bC	QR code payment systems (QR Code, GhQR, etc.)	discrete	numeric-8.0	1732	182448	-
99	h2bD	POS device	discrete	numeric-8.0	679	183501	-
100	h2bE	Payment aggregators or platforms (fintechs + eg., zeePAY, GhanaPay, etc.)	discrete	numeric-8.0	2811	181369	-

File 2024ibes1_10%sample_v1_20250820							
#	Name	Label	Type	Format	Valid	Invalid	Question
101	h2bF	Card payments (e.g., debit card, credit card, visa card, e-zwich etc)	discrete	numeric-8.0	2070	182110	-
102	h2bG	Internet/Mobile Banking	discrete	numeric-8.0	2605	181575	-
103	h2bH	Other	discrete	numeric-8.0	46	184134	-
104	h2cA	Don't have to travel to pay or receive payments	discrete	numeric-8.0	53306	130874	-
105	h2cB	Reduce theft of business money	discrete	numeric-8.0	32991	151189	-
106	h2cC	We can reach out and deliver to a larger market both near (cash + non-cash custo	discrete	numeric-8.0	23626	160554	-
107	h2cD	Easy to get input supplies or provide business output on credit (inter-business	discrete	numeric-8.0	18265	165915	-
108	h2cE	It builds a credit history for future credit acquisitions	discrete	numeric-8.0	10061	174119	-
109	h2cF	Itâ€™s better liquidity or money management	discrete	numeric-8.0	10050	174130	-
110	h2cG	Other	discrete	numeric-8.0	283	183897	-
111	h3A	Lack of knowledge about how it works	discrete	numeric-8.0	59310	124870	-
112	h3B	Uncertainty about returns or benefits of using DF	discrete	numeric-8.0	21618	162562	-
113	h3C	Perceived future taxation of business because more formalized with DF	discrete	numeric-8.0	11797	172383	-
114	h3D	My business stakeholders (suppliers/customers/competitors etc) have not adopted	discrete	numeric-8.0	19502	164678	-
115	h3E	Concerns about fraud on DF technologies	discrete	numeric-8.0	23098	161082	-
116	h3F	Perceived higher cost/charges on DF transactions	discrete	numeric-8.0	15314	168866	-
117	h3G	Too expensive / costly to acquire a DF technology (e.g., new POS machine, new se	discrete	numeric-8.0	9960	174220	-
118	h3H	Don't trust DF services	discrete	numeric-8.0	10486	173694	-
119	h3I	Other	discrete	numeric-8.0	1587	182593	-

Variables Description

Dataset contains 119 variable(s)

File : 2024ibes1_10%sample_v1_20250820

region: Region

Information [Type= discrete] [Format=numeric] [Range= 1-16] [Missing=*]

Statistics [NW/ W] [Valid=184180 /-] [Invalid=0 /-]

Value	Label	Cases	Percentage
1	Western	13262	7.2%
2	Central	16893	9.2%
3	Greater Accra	42930	23.3%
4	Volta	9599	5.2%
5	Eastern	17310	9.4%
6	Ashanti	29243	15.9%
7	Western North	5129	2.8%
8	Ahafo	3041	1.7%
9	Bono	6575	3.6%
10	Bono East	6781	3.7%
11	Oti	3764	2.0%
12	Northern	11390	6.2%
13	Savannah	2804	1.5%
14	North East	2859	1.6%
15	Upper East	8563	4.6%
16	Upper West	4037	2.2%

Warning: these figures indicate the number of cases found in the data file. They cannot be interpreted as summary statistics of the population of interest.

district: District

Information [Type= discrete] [Format=numeric] [Range= 101-1611] [Missing=*]

Statistics [NW/ W] [Valid=184180 /-] [Invalid=0 /-]

Value	Label	Cases	Percentage
101	Jomoro Municipal	755	0.4%
102	Ellembelle	676	0.4%
103	Nzema East Municipal	607	0.3%
104	Ahanta West Municipal	1026	0.6%
105	Effia Kwesimintsim Municipal	1067	0.6%
106	Sekondi Takoradi Metropolitan Area (STMA)	1793	1.0%
107	Shama	723	0.4%
108	Wassa East	426	0.2%
109	Mpohor	314	0.2%
110	Tarkwa-Nsuaem Municipal	1679	0.9%
111	Prestea/Huni Valley Municipal	1592	0.9%
112	Wassa Amenfi East Municipal	1183	0.6%
113	Wassa Amenfi Central	597	0.3%
114	Wassa Amenfi West Municipal	824	0.4%
201	Komenda Edina Eguafo Abirem Municipal	842	0.5%
202	Cape Coast Metropolitan Area (CCMA)	1240	0.7%
203	Abura Asebu Kwamankese	659	0.4%
204	Mfantiman Municipal	913	0.5%
205	Ekumfi	248	0.1%

File : 2024ibes1_10%sample_v1_20250820

district: District

Value	Label	Cases	Percentage
206	Gomoa West	681	0.4%
207	Effutu Municipal	716	0.4%
208	Gomoa Central	432	0.2%
209	Gomoa East	2230	1.2%
210	Awutu Senya East Municipal	2026	1.1%
211	Awutu Senya	822	0.4%
212	Agona East	436	0.2%
213	Agona West Municipal	1002	0.5%
214	Asikuma Odoben Brakwa	603	0.3%
215	Ajumako Enyan Essiam	634	0.3%
216	Assin South	504	0.3%
217	Twifo Heman Lower Denkyira	357	0.2%
218	Twifo Ati Morkwa	463	0.3%
219	Assin Fosu Municipal	545	0.3%
220	Assin North	399	0.2%
221	Upper Denkyira East Municipal	548	0.3%
222	Upper Denkyira West	593	0.3%
301	Ga South Municipal	2280	1.2%
302	Weija Gbawe Municipal	1610	0.9%
303	Ga Central Municipal	2297	1.2%
304	Ablekuma North Municipal	1395	0.8%
305	Ablekuma West Municipal	876	0.5%
306	Ablekuma Central Municipal	1523	0.8%
307	Accra Metropolitan Area (AMA)	3068	1.7%
308	Korle Klottey Municipal	1010	0.5%
309	Ayawaso Central Municipal	942	0.5%
310	Ayawaso East Municipal	312	0.2%
311	Ayawaso North Municipal	428	0.2%
312	La Dade-Kotopon Municipal	952	0.5%
313	Ledzokuku Municipal	1517	0.8%
314	Krowor Municipal	1015	0.6%
315	Adentan Municipal	1901	1.0%
316	Ayawaso West Municipal	634	0.3%
317	Okaikoi North Municipal	1284	0.7%
318	Ga North Municipal	1770	1.0%
319	Ga West Municipal	2483	1.3%
320	Ga East Municipal	2109	1.1%
321	La Nkwantanang Madina Municipal	1865	1.0%
322	Kpone Katamanso Municipal	3761	2.0%
323	Ashaiman Municipal	1795	1.0%
324	Tema West Municipal	1521	0.8%
325	Tema Metropolitan Area (TMA)	1670	0.9%
326	Ningo-Prampram	1576	0.9%

File : 2024ibes1_10%sample_v1_20250820

district: District

Value	Label	Cases	Percentage
327	Shai-Osudoku	610	0.3%
328	Ada West	313	0.2%
329	Ada East	413	0.2%
401	South Tongu	624	0.3%
402	Anloga	436	0.2%
403	Keta Municipal	483	0.3%
404	Ketu South Municipal	1416	0.8%
405	Ketu North Municipal	854	0.5%
406	Akatsi North	124	0.1%
407	Akatsi South Municipal	521	0.3%
408	Central Tongu	303	0.2%
409	North Tongu	410	0.2%
410	Ho West	397	0.2%
411	Adaklu	178	0.1%
412	Agortime-Ziope	354	0.2%
413	Ho Municipal	1238	0.7%
414	South Dayi	290	0.2%
415	Afadzato South	492	0.3%
416	North Dayi	303	0.2%
417	Kpando Municipal	347	0.2%
418	Hohoe Municipal	829	0.5%
501	Birim South	160	0.1%
502	Birim Central Municipal	570	0.3%
503	Achiase	232	0.1%
504	Asene Manso Akroso	303	0.2%
505	West Akim Municipal	688	0.4%
506	Upper West Akim	642	0.3%
507	Ayensuano	420	0.2%
508	Nsawam Adoagyiri Municipal	1056	0.6%
509	Akwapim South Municipal	334	0.2%
510	Akwapim North Municipal	761	0.4%
511	Okere	272	0.1%
512	New Juaben South Municipal	1007	0.5%
513	New Juaben North Municipal	430	0.2%
514	Suhum Municipal	728	0.4%
515	Abuakwa North Municipal	448	0.2%
516	Abuakwa South Municipal	416	0.2%
517	Denkyembuor	556	0.3%
518	Akyemansa	463	0.3%
519	Kwaebibirem Municipal	597	0.3%
520	Birim North	526	0.3%
521	Atiwa West	350	0.2%
522	Atiwa East	376	0.2%

File : 2024ibes1_10%sample_v1_20250820

district: District

Value	Label	Cases	Percentage
523	Fanteakwa South	339	0.2%
524	Yilo Krobo Municipal	603	0.3%
525	Lower Manya Krobo Municipal	787	0.4%
526	Asuogyaman	357	0.2%
527	Upper Manya Krobo	454	0.2%
528	Fanteakwa North	292	0.2%
529	Kwahu South Municipal	619	0.3%
530	Kwahu West Municipal	1162	0.6%
531	Kwahu East	360	0.2%
532	Kwahu Afram Plains South	467	0.3%
533	Kwahu Afram Plains North	535	0.3%
601	Amansie South	483	0.3%
602	Amansie Central	339	0.2%
603	Akrofuom	133	0.1%
604	Adansi South	408	0.2%
605	Adansi Asokwa	270	0.1%
606	Obuasi East	492	0.3%
607	Obuasi Municipal	717	0.4%
608	Adansi North	291	0.2%
609	Bekwai Municipal	836	0.5%
610	Amansie West	414	0.2%
611	Atwima Kwanwoma	1197	0.6%
612	Bosomtwi	703	0.4%
613	Bosome Freho	194	0.1%
614	Asante Akim Central Municipal	556	0.3%
615	Asante Akim South Municipal	649	0.4%
616	Asante Akim North Municipal	395	0.2%
617	Sekyere Kumawu	426	0.2%
618	Sekyere East	516	0.3%
619	Juaben Municipal	365	0.2%
620	Ejisu Municipal	1102	0.6%
621	Oforikrom Municipal	908	0.5%
622	Asokwa Municipal	751	0.4%
623	Kumasi Metropolitan Area (KMA)	4236	2.3%
624	Kwadaso Municipal	909	0.5%
625	Suame Municipal	1060	0.6%
626	Old Tafo Municipal	975	0.5%
627	Asokore Mampong Municipal	1035	0.6%
628	Kwabre East	1533	0.8%
629	Afigya Kwabre South	1118	0.6%
630	Atwima Nwabiagya North	780	0.4%
631	Atwima Nwabiagya South Municipal	892	0.5%
632	Atwima Mponua	590	0.3%

File : 2024ibes1_10%sample_v1_20250820

district: District

Value	Label	Cases	Percentage
633	Ahafo Ano South West	218	0.1%
634	Ahafo Ano North Municipal	321	0.2%
635	Ahafo Ano South East	255	0.1%
636	Offinso North	280	0.2%
637	Offinso Municipal	565	0.3%
638	Afigya Kwabre North	284	0.2%
639	Sekyere South	598	0.3%
640	Mampong Municipal	495	0.3%
641	Ejura Sekyedumase Municipal	588	0.3%
642	Sekyere Central	264	0.1%
643	Sekyere Afram Plains	102	0.1%
701	Aowin Municipal	675	0.4%
702	Sefwi Akontombra	416	0.2%
703	Suaman	222	0.1%
704	Bodi	343	0.2%
705	Sefwi Wiawso Municipal	791	0.4%
706	Bibiani Anhwiaso Bekwai Municipal	1046	0.6%
707	Juaboso	568	0.3%
708	Bia West	819	0.4%
709	Bia East	249	0.1%
801	Asunafo South	434	0.2%
802	Asunafo North Municipal	864	0.5%
803	Asutifi South	426	0.2%
804	Asutifi North	377	0.2%
805	Tano North Municipal	525	0.3%
806	Tano South Municipal	415	0.2%
901	Dormaa West	268	0.1%
902	Dormaa Central Municipal	601	0.3%
903	Dormaa East	445	0.2%
904	Sunyani Municipal	1446	0.8%
905	Sunyani West Municipal	744	0.4%
906	Berekum East Municipal	737	0.4%
907	Berekum West	258	0.1%
908	Jaman South	464	0.3%
909	Jaman North	402	0.2%
910	Tain	456	0.2%
911	Wenchi Municipal	598	0.3%
912	Banda	156	0.1%
1001	Nkoranza South Municipal	717	0.4%
1002	Techiman Municipal	1709	0.9%
1003	Nkoranza North	283	0.2%
1004	Techiman North	640	0.3%
1005	Atebubu Amantin Municipal	578	0.3%

File : 2024ibes1_10%sample_v1_20250820

district: District

Value	Label	Cases	Percentage
1006	Sene West	287	0.2%
1007	Sene East	346	0.2%
1008	Pru West	277	0.2%
1009	Pru East	511	0.3%
1010	Kintampo South	675	0.4%
1011	Kintampo North Municipal	758	0.4%
1101	Biakoye	565	0.3%
1102	Jasikan Municipal	405	0.2%
1103	Kadjebi	408	0.2%
1104	Krachi East Municipal	599	0.3%
1105	Krachi West Municipal	272	0.1%
1106	Krachi Nchumuru	288	0.2%
1107	Nkwanta South Municipal	517	0.3%
1108	Nkwanta North (Kpassa)	474	0.3%
1109	Guan	236	0.1%
1201	Kpandai	355	0.2%
1202	Nanumba South	254	0.1%
1203	Nanumba North Municipal	628	0.3%
1204	Zabzugu	320	0.2%
1205	Tatale Sanguli	281	0.2%
1206	Saboba	577	0.3%
1207	Yendi Municipal	855	0.5%
1208	Mion	344	0.2%
1209	Nanton	245	0.1%
1210	Tamale Metropolitan Area (TMA)	2777	1.5%
1211	Sagnarigu Municipal	1945	1.1%
1212	Tolon	615	0.3%
1213	Kumbungu	492	0.3%
1214	Savelugu Municipal	473	0.3%
1215	Karaga	510	0.3%
1216	Gushegu Municipal	719	0.4%
1301	Bole	736	0.4%
1302	Sawla Tuna Kalba	552	0.3%
1303	North Gonja	163	0.1%
1304	West Gonja	223	0.1%
1305	Central Gonja	468	0.3%
1306	East Gonja Municipal	470	0.3%
1307	North East Gonja	192	0.1%
1401	Mamprugu Moagduri	173	0.1%
1402	West Mamprusi Municipal	868	0.5%
1403	East Mamprusi Municipal	782	0.4%
1404	Bunkpurugu Nakpanduri	433	0.2%
1405	Yunyoo Nasuan	179	0.1%

File : 2024ibes1_10%sample_v1_20250820

district: District

Value	Label	Cases	Percentage
1406	Chereponi	424	0.2%
1501	Builsa South	168	0.1%
1502	Builsa North Municipal	297	0.2%
1503	Kasena Nankana Municipal	536	0.3%
1504	Kasena Nankana West	690	0.4%
1505	Bolgatanga Municipal	1069	0.6%
1506	Talensi	422	0.2%
1507	Bolgatanga East	232	0.1%
1508	Bongo	554	0.3%
1509	Nabdam	244	0.1%
1510	Bawku West	1016	0.6%
1511	Binduri	564	0.3%
1512	Bawku Municipal	846	0.5%
1513	Garu	618	0.3%
1514	Tempane	802	0.4%
1515	Pusiga	505	0.3%
1601	Wa West	333	0.2%
1602	Wa East	186	0.1%
1603	Wa Municipal	1351	0.7%
1604	Nadowli Kaleo	340	0.2%
1605	Daffiama Bussie Issa	128	0.1%
1606	Sissala East Municipal	279	0.2%
1607	Sissala West	264	0.1%
1608	Jirapa Municipal	423	0.2%
1609	Lawra Municipal	305	0.2%
1610	Lambussie Karni	180	0.1%
1611	Nandom	248	0.1%

Warning: these figures indicate the number of cases found in the data file. They cannot be interpreted as summary statistics of the population of interest.

size: Size of establishment

Information	[Type= discrete] [Format=numeric] [Range= 1-4] [Missing=*]		
Statistics [NW/ W]	[Valid=184180 /-] [Invalid=0 /-]		
Value	Label	Cases	Percentage
1	large	273	0.1%
2	medium	1004	0.5%
3	small	14849	8.1%
4	micro	168054	91.2%

Warning: these figures indicate the number of cases found in the data file. They cannot be interpreted as summary statistics of the population of interest.

isic_rev5_digit3: Primary ISIC Group

Information	[Type= discrete] [Format=numeric] [Range= 11-982] [Missing=*]		
Statistics [NW/ W]	[Valid=184180 /-] [Invalid=0 /-]		
Value	Label	Cases	Percentage
11	Growing of non-perennial crops	970	0.5%

File : 2024ibes1_10%sample_v1_20250820

isic_rev5_digit3: Primary ISIC Group

Value	Label	Cases	Percentage
12	Growing of perennial crops	517	0.3%
13	Plant propagation	2	0.0%
14	Animal production	1852	1.0%
15	Mixed farming	97	0.1%
16	Support activities to agriculture and post-harvest crop acti	37	0.0%
17	Hunting, trapping and related service activities	4	0.0%
22	Logging	180	0.1%
23	Gathering of non-wood forest products	2	0.0%
31	Fishing	279	0.2%
32	Aquaculture	40	0.0%
33	Support activities for fishing and aquaculture	1	0.0%
61	Extraction of crude petroleum	2	0.0%
72	Mining of non-ferrous metal ores	51	0.0%
81	Quarrying of stone, sand and clay	71	0.0%
89	Mining and quarrying n.e.c.	10	0.0%
91	Support activities for petroleum and natural gas extraction	3	0.0%
99	Support activities for other mining and quarrying	2	0.0%
101	Processing and preserving of meat	233	0.1%
102	Processing and preserving of fish, crustaceans and molluscs	1925	1.0%
103	Processing and preserving of fruit and vegetables	339	0.2%
104	Manufacture of vegetable and animal oils and fats	1721	0.9%
105	Manufacture of dairy products	58	0.0%
106	Manufacture of grain mill products, starches and starch prod	4598	2.5%
107	Manufacture of other food products	2062	1.1%
108	Manufacture of prepared animal feeds	5	0.0%
110	Manufacture of beverages	1592	0.9%
120	Manufacture of tobacco products	8	0.0%
131	Spinning, weaving and finishing of textiles	2168	1.2%
139	Manufacture of other textiles	219	0.1%
141	Manufacture of wearing apparel, except fur apparel	14370	7.8%
142	Manufacture of articles of fur	15	0.0%
143	Manufacture of knitted and crocheted apparel	6	0.0%
151	Tanning, dyeing, dressing of leather and fur; manufacture of	42	0.0%
152	Manufacture of footwear	414	0.2%
161	Sawmilling and planing of wood	217	0.1%
162	Manufacture of products of wood, cork, straw and plaiting ma	681	0.4%
170	Manufacture of paper and paper products	12	0.0%
181	Printing and service activities related to printing	893	0.5%
192	Manufacture of refined petroleum products; manufacture of fo	3	0.0%
201	Manufacture of basic chemicals, fertilizers and nitrogen com	19	0.0%
202	Manufacture of other chemical products	440	0.2%
210	Manufacture of pharmaceuticals, medicinal chemical and botan	51	0.0%
221	Manufacture of rubber products	9	0.0%

File : 2024ibes1_10%sample_v1_20250820

isic_rev5_digit3: Primary ISIC Group

Value	Label	Cases	Percentage
222	Manufacture of plastics products	21	0.0%
231	Manufacture of glass and glass products	114	0.1%
239	Manufacture of non-metallic mineral products n.e.c.	588	0.3%
241	Manufacture of basic iron and steel	50	0.0%
242	Manufacture of basic precious and other non-ferrous metals	28	0.0%
243	Casting of metals	10	0.0%
251	Manufacture of structural metal products, tanks, reservoirs	1487	0.8%
252	Manufacture of weapons and ammunition	1	0.0%
259	Manufacture of other fabricated metal products; metalworking	873	0.5%
271	Manufacture of electric motors, generators, transformers and	1	0.0%
273	Manufacture of wiring and wiring devices	1	0.0%
275	Manufacture of domestic appliances	1	0.0%
279	Manufacture of other electrical equipment	2	0.0%
281	Manufacture of general-purpose machinery	5	0.0%
282	Manufacture of special-purpose machinery	33	0.0%
291	Manufacture of motor vehicles	1	0.0%
292	Manufacture of bodies (coachwork) for motor vehicles; manufa	3	0.0%
293	Manufacture of parts and accessories for motor vehicles	6	0.0%
301	Building of ships and boats	4	0.0%
302	Manufacture of railway locomotives and rolling stock	1	0.0%
309	Manufacture of transport equipment n.e.c.	6	0.0%
310	Manufacture of furniture	1340	0.7%
321	Manufacture of jewellery, bijouterie and related articles	63	0.0%
322	Manufacture of musical instruments	7	0.0%
329	Other manufacturing n.e.c.	89	0.0%
331	Repair of fabricated metal products, machinery and equipment	248	0.1%
332	Installation of industrial machinery and equipment	5	0.0%
351	Electric power generation, transmission and distribution act	23	0.0%
352	Manufacture of gas; distribution of gaseous fuels through ma	1	0.0%
353	Steam and air conditioning supply	19	0.0%
354	Activities of brokers and agents for electric power and natu	101	0.1%
360	Water collection, treatment and supply	485	0.3%
370	Sewerage	13	0.0%
381	Waste collection activities	19	0.0%
383	Materials and other waste recovery	2	0.0%
410	Construction of residential and non-residential buildings	288	0.2%
421	Construction of roads and railways	8	0.0%
422	Construction of utility projects	7	0.0%
429	Construction of other civil engineering projects	3	0.0%
431	Demolition and site preparation	2	0.0%
432	Electrical, plumbing and other construction installation act	191	0.1%
433	Building completion and finishing	101	0.1%
434	Intermediation service activities for specialized constructi	9	0.0%

File : 2024ibes1_10%sample_v1_20250820

isic_rev5_digit3: Primary ISIC Group

Value	Label	Cases	Percentage
439	Other specialized construction activities	50	0.0%
461	Wholesale on a fee or contract basis	35	0.0%
462	Wholesale of agricultural raw materials and live animals	276	0.1%
463	Wholesale of food, beverages and tobacco	1665	0.9%
464	Wholesale of household goods	281	0.2%
465	Wholesale of machinery, equipment and supplies	48	0.0%
466	Wholesale of motor vehicles, motorcycles and related parts a	72	0.0%
467	Other specialized wholesale	900	0.5%
469	Non-specialized wholesale trade	180	0.1%
471	Non-specialized retail sale	19348	10.5%
472	Retail sale of food, beverages and tobacco	31355	17.0%
473	Retail sale of automotive fuel	1052	0.6%
474	Retail sale of information and communication equipment	1206	0.7%
475	Retail sale of other household equipment	8171	4.4%
476	Retail sale of cultural and recreational goods	895	0.5%
477	Retail sale of other goods, except motor vehicles and motorc	15030	8.2%
478	Retail sale of motor vehicles, motorcycles and related parts	2370	1.3%
479	Intermediation service activities for retail sale	233	0.1%
491	Transport via railways	4	0.0%
492	Other land transport	131	0.1%
501	Sea and coastal water transport	9	0.0%
512	Freight air transport	3	0.0%
521	Warehousing and storage	78	0.0%
522	Support activities for transportation	107	0.1%
523	Intermediation service activities for transportation	4	0.0%
531	Postal activities	1	0.0%
532	Courier activities	20	0.0%
533	Intermediation service activities for postal and courier act	1	0.0%
551	Short term accommodation activities	573	0.3%
552	Camping grounds, recreational vehicle parks and trailer park	296	0.2%
559	Other accommodation	50	0.0%
561	Restaurants and mobile food service activities	8060	4.4%
562	Event catering and other food service activities	222	0.1%
563	Beverage serving activities	5010	2.7%
564	Intermediation service activities for food and beverage serv	30	0.0%
581	Publishing of books, newspapers, periodicals and other publi	32	0.0%
591	Motion picture, video and television programme activities	10	0.0%
592	Sound recording and music publishing activities	19	0.0%
601	Radio broadcasting and audio distribution activities	215	0.1%
602	Television programming, broadcasting and video distribution	4	0.0%
603	News agency and other content distribution activities	1	0.0%
611	Wired, wireless, and satellite telecommunication activities	71	0.0%
612	Telecommunication reselling activities and intermediation	76	0.0%

File : 2024ibes1_10%sample_v1_20250820

isic_rev5_digit3: Primary ISIC Group

Value	Label	Cases	Percentage
619	Other telecommunication activities	3	0.0%
621	Computer programming activities	5	0.0%
622	Computer consultancy and computer facilities management acti	14	0.0%
629	Other information technology and computer service activities	7	0.0%
639	Web search portals activities and other information service	6	0.0%
641	Monetary intermediation	976	0.5%
642	Activities of holding companies and financing conduits	1	0.0%
643	Activities of trusts, funds and similar financial entities	5	0.0%
649	Other financial service activities, except insurance and pen	33	0.0%
651	Insurance	100	0.1%
661	Activities auxiliary to financial service activities, except	2854	1.5%
662	Activities auxiliary to insurance and pension funding	15	0.0%
663	Fund management activities	1	0.0%
681	Real estate activities with own or leased property	120	0.1%
682	Real estate activities on a fee or contract basis	9	0.0%
691	Legal activities	55	0.0%
692	Accounting, bookkeeping and auditing activities; tax consult	22	0.0%
702	Business and other management consultancy activities	50	0.0%
711	Architectural and engineering, and related technical consult	94	0.1%
712	Technical testing and analysis	2	0.0%
721	Research and experimental development on natural sciences an	1	0.0%
722	Research and experimental development on social sciences and	3	0.0%
731	Advertising activities	21	0.0%
741	Specialized design activities	311	0.2%
742	Photographic activities	244	0.1%
749	Other professional, scientific and technical activities n.e.	2	0.0%
750	Veterinary activities	5	0.0%
771	Rental and leasing of motor vehicles	12	0.0%
772	Rental and leasing of personal and household goods	278	0.2%
773	Rental and leasing of other machinery, equipment and tangibl	33	0.0%
781	Activities of employment placement agencies	6	0.0%
782	Temporary employment agency activities and other human resou	1	0.0%
791	Travel agency and tour operator activities	93	0.1%
799	Other travel related activities	2	0.0%
801	Investigation and security activities	28	0.0%
812	Cleaning activities	9	0.0%
813	Landscape service activities	1	0.0%
821	Office administrative and support activities	69	0.0%
822	Activities of call centres	65	0.0%
823	Organization of conventions and trade shows	14	0.0%
829	Business support service activities n.e.c.	10	0.0%
841	Administration of the State and the economic, social and env	216	0.1%
842	Provision of services to the community as a whole	78	0.0%

File : 2024ibes1_10%sample_v1_20250820

isic_rev5_digit3: Primary ISIC Group

Value	Label	Cases	Percentage
851	Pre-primary education	969	0.5%
852	Primary education	2863	1.6%
853	Secondary and post-secondary non-tertiary education	166	0.1%
854	Tertiary education	23	0.0%
855	Other education	117	0.1%
856	Educational support activities	7	0.0%
861	Hospital activities	473	0.3%
862	Medical and dental practice activities	123	0.1%
869	Other human health activities	497	0.3%
889	Other social work activities without accommodation	4	0.0%
901	Arts creation activities	58	0.0%
902	Activities of performing arts	1	0.0%
903	Support activities to arts creation and performing arts	7	0.0%
911	Library and archives activities	2	0.0%
913	Conservation, restoration and other support activities for c	1	0.0%
920	Gambling and betting activities	2734	1.5%
931	Sports activities	39	0.0%
932	Amusement and recreation activities	246	0.1%
941	Activities of business, employers and professional membershi	4	0.0%
942	Activities of trade unions	15	0.0%
949	Activities of other membership organizations	8385	4.6%
951	Repair and maintenance of computers and communication equipm	651	0.4%
952	Repair and maintenance of personal and household goods	1466	0.8%
953	Repair and maintenance of motor vehicles and motorcycles	3863	2.1%
954	Intermediation service activities for repair and maintenance	108	0.1%
961	Washing and cleaning of textile and fur products	244	0.1%
962	Hairdressing, beauty treatment, day spa and similar activiti	13790	7.5%
963	Funeral and related activities	22	0.0%
964	Intermediation service activities for personal services	275	0.1%
969	Other personal service activities n.e.c.	451	0.2%
970	Activities of households as employers of domestic personnel	6	0.0%
981	Undifferentiated goods-producing activities of private house	2	0.0%
982	Undifferentiated service-producing activities of private hou	20	0.0%

Warning: these figures indicate the number of cases found in the data file. They cannot be interpreted as summary statistics of the population of interest.

dmestcode: Establishment ID

Information	[Type= discrete] [Format=numeric] [Range= 5-5111952] [Missing=*]		
Statistics [NW/ W]	[Valid=184180 /-] [Invalid=0 /-]		
Value	Label	Cases	Percentage
101200	Jomoro Municipal		
102100	Ellembelle		
103200	Nzema East Municipal		
104200	Ahanta West Municipal		
105200	Effia Kwesimintsim Municipal		

File : 2024ibes1_10%sample_v1_20250820

dmestcode: Establishment ID

Value	Label	Cases	Percentage
106301	STMA-Takoradi		
106302	STMA-Sekondi		
106303	STMA-Essikado-Ketan		
107100	Shama		
108100	Wassa East		
109100	Mpohor		
110200	Tarkwa-Nsuaem Municipal		
111200	Prestea/Huni Valley Municipal		
112200	Wassa Amenfi East Municipal		
113100	Wassa Amenfi Central		
114200	Wassa Amenfi West Municipal		
201200	Komenda Edina Eguafo Abirem Municipal		
202301	CCMA-Cape Coast South		
202302	CCMA-Cape Coast North		
203100	Abura Asebu Kwamankese		
204200	Mfantiman Municipal		
205100	Ekumfi		
206100	Gomoa West		
207200	Effutu Municipal		
208100	Gomoa Central		
209100	Gomoa East		
210200	Awutu Senya East Municipal		
211100	Awutu Senya		
212100	Agona East		
213200	Agona West Municipal		
214100	Asikuma Odoben Brakwa		
215100	Ajumako Enyan Essiam		
216100	Assin South		
217100	Twifo Heman Lower Denkyira		
218100	Twifo Ati Morkwa		
219200	Assin Fosu Municipal		
220100	Assin North		
221200	Upper Denkyira East Municipal		
222100	Upper Denkyira West		
301200	Ga South Municipal		
302200	Weija Gbawe Municipal		
303200	Ga Central Municipal		
304200	Ablekuma North Municipal		
305200	Ablekuma West Municipal		
306200	Ablekuma Central Municipal		
307301	AMA-Ablekuma South		
307302	AMA-Ashiedu Keteke		
307303	AMA-Okaikoi South		

File : 2024ibes1_10%sample_v1_20250820

dmestcode: Establishment ID

Value	Label	Cases	Percentage
308200	Korle Klottey Municipal		
309200	Ayawaso Central Municipal		
310200	Ayawaso East Municipal		
311200	Ayawaso North Municipal		
312200	La Dade-Kotopon Municipal		
313200	Ledzokuku Municipal		
314200	Krowor Municipal		
315200	Adentan Municipal		
316200	Ayawaso West Municipal		
317200	Okaikoi North Municipal		
318200	Ga North Municipal		
319200	Ga West Municipal		
320200	Ga East Municipal		
321200	La Nkwantanang Madina Municipal		
322200	Kpone Katamanso Municipal		
323200	Ashaiman Municipal		
324200	Tema West Municipal		
325301	TMA-Tema Central		
325302	TMA-Tema East		
326100	Ningo-Prampram		
327100	Shai-Osudoku		
328100	Ada West		
329100	Ada East		
401100	South Tongu		
402100	Anloga		
403200	Keta Municipal		
404200	Ketu South Municipal		
405200	Ketu North Municipal		
406100	Akatsi North		
407100	Akatsi South Municipal		
408100	Central Tongu		
409100	North Tongu		
410100	Ho West		
411100	Adaklu		
412100	Agortime-Ziope		
413200	Ho Municipal		
414100	South Dayi		
415100	Afadzato South		
416100	North Dayi		
417200	Kpando Municipal		
418200	Hohoe Municipal		
501100	Birim South		
502200	Birim Central Municipal		

File : 2024ibes1_10%sample_v1_20250820

dmestcode: Establishment ID

Value	Label	Cases	Percentage
503100	Achiase		
504100	Asene Manso Akroso		
505200	West Akim Municipal		
506100	Upper West Akim		
507100	Ayensuano		
508200	Nsawam Adoagyiri Municipal		
509100	Akwapim South Municipal		
510200	Akwapim North Municipal		
511100	Okere		
512200	New Juaben South Municipal		
513200	New Juaben North Municipal		
514200	Suhum Municipal		
515200	Abuakwa North Municipal		
516200	Abuakwa South Municipal		
517100	Denkyembuor		
518100	Akyemansa		
519200	Kwaebibirem Municipal		
520100	Birim North		
521100	Atiwa West		
522100	Atiwa East		
523100	Fanteakwa South		
524200	Yilo Krobo Municipal		
525200	Lower Manya Krobo Municipal		
526100	Asuogyaman		
527100	Upper Manya Krobo		
528100	Fanteakwa North		
529100	Kwahu South Municipal		
530200	Kwahu West Municipal		
531100	Kwahu East		
532100	Kwahu Afram Plains South		
533100	Kwahu Afram Plains North		
601100	Amansie South		
602100	Amansie Central		
603100	Akrofuom		
604100	Adansi South		
605100	Adansi Asokwa		
606100	Obuasi East		
607200	Obuasi Municipal		
608100	Adansi North		
609200	Bekwai Municipal		
610100	Amansie West		
611100	Atwima Kwanwoma		
612100	Bosomtwi		

File : 2024ibes1_10%sample_v1_20250820

dmestcode: Establishment ID

Value	Label	Cases	Percentage
613100	Bosome Freho		
614200	Asante Akim Central Municipal		
615200	Asante Akim South Municipal		
616100	Asante Akim North Municipal		
617100	Sekyere Kumawu		
618100	Sekyere East		
619200	Juaben Municipal		
620200	Ejisu Municipal		
621200	Oforikrom Municipal		
622200	Asokwa Municipal		
623301	KMA-Nhyiaeso		
623302	KMA-Subin		
623303	KMA-Manhyia South		
623304	KMA-Manhyia North		
623305	KMA-Bantama		
624200	Kwadaso Municipal		
625200	Suame Municipal		
626200	Old Tafo Municipal		
627200	Asokore Mampong Municipal		
628200	Kwabre East		
629100	Afigya Kwabre South		
630100	Atwima Nwabiagya North		
631200	Atwima Nwabiagya South Municipal		
632100	Atwima Mponua		
633100	Ahafo Ano South West		
634200	Ahafo Ano North Municipal		
635100	Ahafo Ano South East		
636100	Offinso North		
637200	Offinso Municipal		
638100	Afigya Kwabre North		
639100	Sekyere South		
640200	Mampong Municipal		
641200	Ejura Sekyedumase Municipal		
642100	Sekyere Central		
643100	Sekyere Afram Plains		
701200	Aowin Municipal		
702100	Sefwi Akontombra		
703100	Suaman		
704100	Bodi		
705200	Sefwi Wiawso Municipal		
706200	Bibiani Anhwiaso Bekwai Municipal		
707100	Juaboso		
708100	Bia West		

File : 2024ibes1_10%sample_v1_20250820

dmestcode: Establishment ID

Value	Label	Cases	Percentage
709100	Bia East		
801100	Asunafo South		
802200	Asunafo North Municipal		
803100	Asutifi South		
804100	Asutifi North		
805200	Tano North Municipal		
806200	Tano South Municipal		
901100	Dormaa West		
902200	Dormaa Central Municipal		
903100	Dormaa East		
904200	Sunyani Municipal		
905100	Sunyani West Municipal		
906200	Berekum East Municipal		
907100	Berekum West		
908100	Jaman South		
909100	Jaman North		
910100	Tain		
911200	Wenchi Municipal		
912100	Banda		
1001200	Nkoranza South Municipal		
1002200	Techiman Municipal		
1003100	Nkoranza North		
1004100	Techiman North		
1005200	Atebubu Amantin Municipal		
1006100	Sene West		
1007100	Sene East		
1008100	Pru West		
1009100	Pru East		
1010100	Kintampo South		
1011200	Kintampo North Municipal		
1101100	Biakoye		
1102100	Jasikan Municipal		
1103100	Kadjebi		
1104200	Krachi East Municipal		
1105100	Krachi West Municipal		
1106100	Krachi Nchumuru		
1107200	Nkwanta South Municipal		
1108100	Nkwanta North (Kpassa)		
1109100	Guan		
1201100	Kpandai		
1202100	Nanumba South		
1203200	Nanumba North Municipal		
1204100	Zabzugu		

File : 2024ibes1_10%sample_v1_20250820

dmestcode: Establishment ID

Value	Label	Cases	Percentage
1205100	Tatale Sanguli		
1206100	Saboba		
1207200	Yendi Municipal		
1208100	Mion		
1209100	Nanton		
1210301	TMA-Tamale South		
1210302	TMA-Tamale Central		
1211200	Sagnarigu Municipal		
1212100	Tolon		
1213100	Kumbungu		
1214200	Savelugu Municipal		
1215100	Karaga		
1216200	Gushegu Municipal		
1301100	Bole		
1302100	Sawla Tuna Kalba		
1303100	North Gonja		
1304200	West Gonja		
1305100	Central Gonja		
1306200	East Gonja Municipal		
1307100	North East Gonja		
1401100	Mamprugu Moagduri		
1402200	West Mamprusi Municipal		
1403200	East Mamprusi Municipal		
1404100	Bunkpurugu Nakpanduri		
1405100	Yunyoo Nasuan		
1406100	Chereponi		
1501100	Builsa South		
1502200	Builsa North Municipal		
1503200	Kasena Nankana Municipal		
1504100	Kasena Nankana West		
1505200	Bolgatanga Municipal		
1506100	Talensi		
1507100	Bolgatanga East		
1508100	Bongo		
1509100	Nabdam		
1510100	Bawku West		
1511100	Binduri		
1512200	Bawku Municipal		
1513100	Garu		
1514100	Tempane		
1515100	Pusiga		
1601100	Wa West		
1602100	Wa East		

File : 2024ibes1_10%sample_v1_20250820

dmestcode: Establishment ID

Value	Label	Cases	Percentage
1603200	Wa Municipal		
1604100	Nadowli Kaleo		
1605100	Daffiama Bussie Issa		
1606200	Sissala East Municipal		
1607100	Sissala West		
1608200	Jirapa Municipal		
1609200	Lawra Municipal		
1610100	Lambussie Karni		
1611200	Nandom		

Warning: these figures indicate the number of cases found in the data file. They cannot be interpreted as summary statistics of the population of interest.

a14a: Type of structure

Information	[Type= discrete] [Format=numeric] [Range= 1-3] [Missing=*]
Statistics [NW/ W]	[Valid=184180 /-] [Invalid=0 /-]

Value	Label	Cases	Percentage
1	Structure with enclosure	167885	91.2%
2	Structure without enclosure/Shed	13783	7.5%
3	Open space (no structure)	2512	1.4%

Warning: these figures indicate the number of cases found in the data file. They cannot be interpreted as summary statistics of the population of interest.

a14b: Is the structure movable or unmovable

Information	[Type= discrete] [Format=numeric] [Range= 1-2] [Missing=*]
Statistics [NW/ W]	[Valid=181668 /-] [Invalid=2512 /-]

Value	Label	Cases	Percentage
1	Movable	52606	29.0%
2	Non movable	129062	71.0%
Sysmiss		2512	

Warning: these figures indicate the number of cases found in the data file. They cannot be interpreted as summary statistics of the population of interest.

b4a: Do you have Email address

Information	[Type= discrete] [Format=numeric] [Range= 1-2] [Missing=*]
Statistics [NW/ W]	[Valid=184180 /-] [Invalid=0 /-]

Value	Label	Cases	Percentage
1	Yes	8806	4.8%
2	No	175374	95.2%

Warning: these figures indicate the number of cases found in the data file. They cannot be interpreted as summary statistics of the population of interest.

b5a: Do you have website

Information	[Type= discrete] [Format=numeric] [Range= 1-2] [Missing=*]
Statistics [NW/ W]	[Valid=184180 /-] [Invalid=0 /-]

Value	Label	Cases	Percentage
1	Yes	1492	0.8%
2	No	182688	99.2%

Warning: these figures indicate the number of cases found in the data file. They cannot be interpreted as summary statistics of the population of interest.

File : 2024ibes1_10%sample_v1_20250820

c1: Form of organization

Information [Type= discrete] [Format=numeric] [Range= 1-3] [Missing=*]

Statistics [NW/ W] [Valid=184180 /-] [Invalid=0 /-]

Value	Label	Cases	Percentage
1	Head office(Owns and control other establishment	604	0.3%
2	Single establishment(Neither control or is controlled by oth	176989	96.1%
3	Subsidiary (Owned and controlled by another establishment)	6587	3.6%

Warning: these figures indicate the number of cases found in the data file. They cannot be interpreted as summary statistics of the population of interest.

c4: Region where HQ is located

Information [Type= discrete] [Format=numeric] [Range= 1-17] [Missing=*]

Statistics [NW/ W] [Valid=6587 /-] [Invalid=177593 /-]

Value	Label	Cases	Percentage
1	Western	325	4.9%
2	Central	396	6.0%
3	Greater Accra	2972	45.1%
4	Volta	291	4.4%
5	Eastern	459	7.0%
6	Ashanti	940	14.3%
7	Western North	260	3.9%
8	Ahafo	142	2.2%
9	Bono	246	3.7%
10	Bono East	120	1.8%
11	Oti	62	0.9%
12	Northern	139	2.1%
13	Savannah	29	0.4%
14	North East	33	0.5%
15	Upper East	103	1.6%
16	Upper West	64	1.0%
17	Outside Ghana	6	0.1%
Sysmiss		177593	

Warning: these figures indicate the number of cases found in the data file. They cannot be interpreted as summary statistics of the population of interest.

c3: Name Region where HQ is located

Information [Type= discrete] [Format=character] [Missing=*]

Statistics [NW/ W] [Valid=6581 /-] [Invalid=0 /-]

Value	Label	Cases	Percentage
Ahafo		142	2.2%
Ashanti		940	14.3%
Bono		246	3.7%
Bono East		120	1.8%
Central		396	6.0%
Eastern		459	7.0%
Greater Accra		2972	45.2%
North East		33	0.5%

File : 2024ibes1_10%sample_v1_20250820

c3: Name Region where HQ is located

Value	Label	Cases	Percentage
Northern		139	2.1%
Oti		62	0.9%
Savannah		29	0.4%
Upper East		103	1.6%
Upper West		64	1.0%
Volta		291	4.4%
Western		325	4.9%
Western North		260	4.0%

Warning: these figures indicate the number of cases found in the data file. They cannot be interpreted as summary statistics of the population of interest.

c16a: Is the establishment registered with the register Generals Departments

Information	[Type= discrete] [Format=numeric] [Range= 1-2] [Missing=*]
Statistics [NW/ W]	[Valid=184180 /-] [Invalid=0 /-]

Value	Label	Cases	Percentage
1	Yes	50396	27.4%
2	No, yet to register	133784	72.6%

Warning: these figures indicate the number of cases found in the data file. They cannot be interpreted as summary statistics of the population of interest.

c16b: Which of the following institution have you registered with

Information	[Type= discrete] [Format=character] [Missing=*]
Statistics [NW/ W]	[Valid=184180 /-] [Invalid=0 /-]

Value	Label	Cases	Percentage
A		6243	3.4%
AB		437	0.2%
ABC		116	0.1%
ABCD		76	0.0%
ABCDE		766	0.4%
ABCDEF		10	0.0%
ABCE		292	0.2%
ABCEF		2	0.0%
ABCF		3	0.0%
ABD		74	0.0%
ABDE		572	0.3%
ABDEF		10	0.0%
ABDF		2	0.0%
ABE		866	0.5%
ABEF		8	0.0%
ABF		3	0.0%
AC		188	0.1%
ACD		22	0.0%
ACDE		147	0.1%
ACDEF		2	0.0%
ACE		528	0.3%
ACEF		5	0.0%

File : 2024ibes1_10%sample_v1_20250820

c16b: Which of the following institution have you registered with

Value	Label	Cases	Percentage
ACF		3	0.0%
AD		117	0.1%
ADE		651	0.4%
ADEF		18	0.0%
ADF		4	0.0%
AE		10354	5.6%
AEF		95	0.1%
AF		80	0.0%
B		430	0.2%
BC		43	0.0%
BCD		9	0.0%
BCDE		22	0.0%
BCE		61	0.0%
BD		14	0.0%
BDE		83	0.0%
BE		346	0.2%
BF		6	0.0%
C		702	0.4%
CD		28	0.0%
CDE		56	0.0%
CDF		1	0.0%
CE		543	0.3%
CEF		1	0.0%
CF		6	0.0%
D		318	0.2%
DE		498	0.3%
DEF		4	0.0%
E		56443	30.6%
EF		222	0.1%
F		981	0.5%
G		101669	55.2%

Warning: these figures indicate the number of cases found in the data file. They cannot be interpreted as summary statistics of the population of interest.

c17: Type of ownership

Information	[Type= discrete] [Format=numeric] [Range= 1-3] [Missing=*]
Statistics [NW/ W]	[Valid=184180 /-] [Invalid=0 /-]

Value	Label	Cases	Percentage
1	State owned	5183	2.8%
2	Private	178096	96.7%
3	Public Private Partnership (PPP)	901	0.5%

Warning: these figures indicate the number of cases found in the data file. They cannot be interpreted as summary statistics of the population of interest.

c18: Indicate the type of legal organization of the establishment

Information	[Type= discrete] [Format=numeric] [Range= 1-11] [Missing=*]
--------------------	---

File : 2024ibes1_10%sample_v1_20250820

c18: Indicate the type of legal organization of the establishment

Statistics [NW/ W] [Valid=184180 /-] [Invalid=0 /-]

Value	Label	Cases	Percentage
1	Sole Proprietorship	169218	91.9%
2	Partnership	4523	2.5%
3	Limited Liability company	1580	0.9%
4	Unlimited Liability company	157	0.1%
5	Subsidiary Business	925	0.5%
6	Professional body	71	0.0%
7	Government institution	4749	2.6%
8	Non Governmental Organization	1120	0.6%
9	Cooperative	115	0.1%
10	Association/Groups	1707	0.9%
11	External company	15	0.0%

Warning: these figures indicate the number of cases found in the data file. They cannot be interpreted as summary statistics of the population of interest.

c19: What is the owners nationality

Information [Type= discrete] [Format=numeric] [Range= 1-3] [Missing=*]

Statistics [NW/ W] [Valid=178071 /-] [Invalid=6109 /-]

Value	Label	Cases	Percentage
1	Ghanaian	176393	99.1%
2	Non-Ghanaian	1554	0.9%
3	Ghanaian and Non Ghana	124	0.1%
Sysmiss		6109	

Warning: these figures indicate the number of cases found in the data file. They cannot be interpreted as summary statistics of the population of interest.

c19b: If non-Ghanaian, state owners nationalities

Information [Type= discrete] [Format=numeric] [Range= 2001-8888] [Missing=*]

Statistics [NW/ W] [Valid=1678 /-] [Invalid=182502 /-]

Value	Label	Cases	Percentage
2001	Cote D'Ivoire - [Yamoussoukro]	35	2.1%
2002	Togo - [Lome]	120	7.2%
2003	Burkina Faso - [Ouagadougou]	65	3.9%
2004	Benin - [Porto-Novo]	16	1.0%
2005	Guinea - [Conakry]	2	0.1%
2006	Nigeria - [Abuja]	814	48.5%
2007	Mali - [Bamako]	27	1.6%
2008	Cameroon - [Yaounde]	3	0.2%
2009	Guinea-Bissau - [Bissau]	1	0.1%
2010	The Gambia - [Banjul]	0	
2011	Liberia - [Monrovia]	21	1.3%
2012	Niger - [Niamey]	230	13.7%
2013	Senegal - [Dakar]	1	0.1%
2014	Sierra Leone - [Freetown]	4	0.2%
2015	Mauritania - [Nouakchott]	0	
2016	Algeria - [Algiers]	0	

File : 2024ibes1_10%sample_v1_20250820

c19b: If non-Ghanaian, state owners nationalities

Value	Label	Cases	Percentage
2017	Angola - [Luanda]	0	
2018	Botswana - [Gaborone]	0	
2019	Burundi - [Bujumbura]	0	
2021	Central African Republic - [Bangui]	0	
2022	Chad - [N'Djamena]	2	0.1%
2023	Comoros - [Moroni]	1	0.1%
2024	Congo Republic - [Brazzaville]	0	
2025	Democratic Republic of Congo - [Kinshasa]	0	
2026	Djibouti - [Djibouti]	0	
2027	Egypt - [Cairo]	5	0.3%
2028	Equatorial Guinea - [Malabo]	0	
2029	Eritrea - [Asmara]	0	
2030	Ethiopia - [Addis Ababa]	0	
2031	Gabon - [Libreville]	0	
2032	Kenya - [Nairobi]	0	
2033	Lesotho - [Maseru]	0	
2034	Libya - [Tripoli]	1	0.1%
2035	Madagascar - [Antananarivo]	0	
2036	Malawi - [Lilongwe]	0	
2037	Mauritius - [Port Louis]	1	0.1%
2038	Mayotte - [Mamoudzou]	0	
2039	Morocco - [Rabat]	0	
2040	Mozambique - [Maputo]	0	
2041	Namibia - [Windhoek]	0	
2042	Reunion - [Saint-Denis]	0	
2043	Rwanda - [Kigali]	0	
2044	Saint Helena - [Jamestown]	0	
2045	Sao Tome and Principe - [Sao Tome]	0	
2046	Seychelles - [Victoria]	0	
2047	Somalia - [Mogadishu]	0	
2048	South Africa - [Pretoria, Cape Town, Bloemfein]	10	0.6%
2049	Sudan - [Khartoum]	2	0.1%
2050	South Sudan - [Juba]	0	
2051	Swaziland - [Mbabane]	1	0.1%
2052	Tanzania - [Da res Salam, Dodoma]	0	
2053	Tunisia - [Tunis]	0	
2054	Uganda - [Kampala]	1	0.1%
2055	Western Sahara - [?El Aaiún?]	0	
2056	Zambia - [Lusaka]	0	
2057	Zimbabwe - [Harare]	0	
3001	Afghanistan - [Kabul]	0	
3002	Armenia - [Yerevan]	0	
3003	Azerbaijan - [Baku]	0	

File : 2024ibes1_10%sample_v1_20250820

c19b: If non-Ghanaian, state owners nationalities

Value	Label	Cases	Percentage
3004	Bahrain - [Manama]	0	
3005	Bangladesh - [Dhaka]	2	0.1%
3006	Bhutan - [Thimphu]	0	
3007	Brunei - [Bandar Seri Begawan]	0	
3008	Burma - [Naypyidaw]	0	
3009	Cambodia - [Phnom Penh]	0	
3010	China - [Beijing]	61	3.6%
3011	Christmas Island - [Flying Fish Cove]	0	
3012	Cocos (Keeling) Islands - [West Island, Cocos (Keeling) Isl]	0	
3013	Gaza Strip - [Gaza City]	0	
3014	Georgia - [Tbilisi]	0	
3015	Hong Kong - [Victoria City]	0	
3016	India - [New Delhi]	56	3.3%
3017	Indonesia - [Jakarta]	1	0.1%
3018	Iran - [Tehran]	2	0.1%
3019	Iraq - [Baghdad]	0	
3020	Israel - [Jerusalem]	2	0.1%
3021	Japan - [Tokyo]	4	0.2%
3022	Jordan - [Amman]	0	
3023	Kazakhstan - [Astana]	0	
3024	Korea, North - [Pyongyang]	0	
3025	Korea, South - [Seoul]	6	0.4%
3026	Kuwait - [Kuwait City]	2	0.1%
3027	Kyrgyzstan - [Bishkek]	0	
3028	Laos - [Vientiane]	0	
3029	Lebanon - [Beirut]	39	2.3%
3030	Macau - [Macau (Macao)]	0	
3031	Malaysia - [Kuala Lumpur]	2	0.1%
3032	Maldives - [Male]	0	
3033	Mongolia - [Ulaanbaatar]	0	
3034	Nepal - [Kathmandu]	0	
3035	Oman - [Muscat]	0	
3036	Pakistan - [Islamabad]	1	0.1%
3037	Paracel Islands - [Woody Island]	0	
3038	Philippines - [Manila]	2	0.1%
3039	Qatar - [Doha]	0	
3040	Saudi Arabia - [Riyadh]	5	0.3%
3041	Singapore - [Singapore]	3	0.2%
3042	South Georgia and the South Sandwich Islands - [King Edward]	0	
3043	Sri Lanka - [Colombo, Sri Jayewardenepura]	1	0.1%
3044	Syria - [Damascus]	1	0.1%
3045	Taiwan - [Taipei]	1	0.1%
3046	Tajikistan - [Dushanbe]	0	

File : 2024ibes1_10%sample_v1_20250820

c19b: If non-Ghanaian, state owners nationalities

Value	Label	Cases	Percentage
3047	Thailand - [Bangkok]	0	
3048	Timor-Leste - [Dili]	0	
3049	Turkey - [Ankara]	5	0.3%
3050	Turkmenistan - [Ashgabat]	0	
3051	United Arab Emirates - [Abu Dhabi]	3	0.2%
3052	Uzbekistan - [Tashkent]	0	
3053	Vietnam - [Hanoi]	2	0.1%
3054	West Bank - [East Jerusalem]	0	
3055	Yemen - [Sanaa]	0	
4001	American Samoa - [Pago Pago]	1	0.1%
4002	Australia - [Canberra]	0	
4003	Cook Islands - [Avarua]	0	
4004	Coral Sea Islands - [Cato Island]	0	
4005	Fiji - [Suva]	0	
4006	Guam - [Hagåtña]	0	
4007	Kiribati - [Tarawa Atoll]	0	
4008	Marshall Islands - [Majuro]	0	
4009	Micronesia, Federated States of - [Palikir]	0	
4010	Nauru - [government offices in Yaren District]	0	
4011	New Caledonia - [Nouméa]	0	
4012	New Zealand - [Wellington]	0	
4013	Niue - [Alofi]	0	
4014	Norfolk Island - [Kingston]	0	
4015	Northern Mariana Islands - [Capitol Hill, Saipan]	0	
4016	Palau - [Melekeok]	0	
4017	Papua New Guinea - [Port Moresby]	1	0.1%
4018	Pitcairn Islands - [Adamstown]	0	
4019	Solomon Islands - [Honiara]	0	
4020	Tokelau - [Atafu]	0	
4021	Tonga - [Nuku'alofa]	0	
4022	Tuvalu - [Vaiaku village, Funafuti province]	0	
4023	Vanuatu - [Port-Vila]	0	
4024	Wallis and Futuna - [Mata Utu]	0	
5001	Akrotiri - [Episkopi Cantonment]	0	
5002	Albania - [Tirana]	0	
5003	Andorra - [Andorra la Vella]	0	
5004	Austria - [Vienna]	1	0.1%
5005	Belarus - [Minsk]	0	
5006	Belgium - [Brussels]	0	
5007	Bosnia and Herzegovina - [Sarajevo]	0	
5008	British Indian Ocean Territory - [Camp Justice]	2	0.1%
5009	British Virgin Islands - [Road Town]	1	0.1%
5010	Bulgaria - [Sofia]	0	

File : 2024ibes1_10%sample_v1_20250820

c19b: If non-Ghanaian, state owners nationalities

Value	Label	Cases	Percentage
5011	Croatia - [Zagreb]	0	
5012	Cyprus - [Nicosia]	0	
5013	Czech Republic - [Prague]	0	
5014	Denmark - [Copenhagen]	1	0.1%
5015	Dhekelia - [?Episkopi]	0	
5016	Estonia - [Tallinn]	0	
5017	Faroe Islands - [Tórshavn]	0	
5018	Finland - [Helsinki]	0	
5019	France - [Paris]	17	1.0%
5020	French Guiana - [Cayenne]	0	
5021	French Polynesia - [Papeete]	0	
5022	Germany - [Berlin]	9	0.5%
5023	Greece - [Athens]	0	
5024	Guernsey - [Saint Peter Port]	0	
5025	Holy See (Vatican City) - [Vatican City]	1	0.1%
5026	Hungary - [Budapest]	0	
5027	Iceland - [Reykjavik]	0	
5028	Ireland - [Dublin]	1	0.1%
5029	Isle of Man - [Douglas]	0	
5030	Italy - [Rome]	5	0.3%
5031	Jan Mayen - [Longyearbyen]	0	
5032	Jersey - [Saint Helier]	0	
5033	Latvia - [Riga]	0	
5034	Liechtenstein - [Vaduz]	0	
5035	Lithuania - [Vilnius]	0	
5036	Luxembourg - [Luxembourg]	0	
5037	Macedonia - [Skopje]	0	
5038	Malta - [Valletta]	0	
5039	Moldova - [Chisinau]	0	
5040	Monaco - [Monaco]	0	
5041	Netherlands - [Amsterdam, (The Hague seat of government)]	9	0.5%
5042	Netherlands Antilles - [Willemstad]	1	0.1%
5043	Norway - [Oslo]	2	0.1%
5044	Poland - [Warsaw]	0	
5045	Portugal - [Lisbon]	2	0.1%
5046	Romania - [Bucharest]	0	
5047	Russia - [Moscow]	0	
5048	Samoa - [Apia]	0	
5049	San Marino - [San Marino]	0	
5050	Montenegro - [Podgorica]	0	
5051	Serbia - [Belgrade]	0	
5052	Slovakia - [Bratislava]	0	
5053	Slovenia - [Ljubljana]	0	

File : 2024ibes1_10%sample_v1_20250820

c19b: If non-Ghanaian, state owners nationalities

Value	Label	Cases	Percentage
5054	Spain - [Madrid]	1	0.1%
5055	Sweden - [Stockholm]	2	0.1%
5056	Switzerland - [Bern]	2	0.1%
5057	Ukraine - [Kyiv]	0	
5058	United Kingdom - [London]	15	0.9%
6001	Anguilla - [The Valley]	0	
6002	Antigua and Barbuda - [Saint John's]	0	
6003	Bahamas - [Nassau]	0	
6004	Barbados - [Bridgetown]	0	
6005	Belize - [Belmopan]	0	
6006	Bermuda - [Hamilton]	0	
6007	Canada - [Ottawa]	5	0.3%
6008	Cayman Islands - [George Town]	0	
6009	Costa Rica - [San Jose]	0	
6010	Cuba - [Havana]	0	
6011	Dominica - [Roseau]	0	
6012	Dominican Republic - [Santo Domingo]	0	
6013	El Salvador - [San Salvador]	0	
6014	Greenland - [Nuuk]	0	
6015	Grenada - [Saint George's]	0	
6016	Guadeloupe - [Basse-Terre]	0	
6017	Guatemala - [Guatemala City]	0	
6018	Haiti - [Port-au-Prince]	0	
6019	Honduras - [Tegucigalpa]	0	
6020	Jamaica - [Kingston]	0	
6021	Martinique - [Fort-de-France]	0	
6022	Mexico - [Mexico City]	0	
6023	Montserrat - [Plymouth?]	0	
6024	Nicaragua - [Managua]	0	
6025	Panama - [Panama City]	0	
6026	Puerto Rico - [San Juan]	0	
6027	Saint Kitts and Nevis - [Basseterre]	0	
6028	Saint Lucia - [Castries]	0	
6029	Saint Pierre and Miquelon - [Saint-Pierre]	0	
6030	Saint Vincent and the Grenadines - [Kingstown]	0	
6031	Trinidad and Tobago - [Port-of-Spain]	1	0.1%
6032	Turks and Caicos Islands - [Cockburn Town]	0	
6033	United States of America (USA) - [Washington, D.C.]	32	1.9%
7001	Argentina - [Buenos Aires]	0	
7002	Aruba - [Oranjestad]	0	
7003	Bolivia - [La Paz (administrative);]	0	
7004	Brazil - [Brasilia]	1	0.1%
7005	Chile - [Santiago]	0	

File : 2024ibes1_10%sample_v1_20250820

c19b: If non-Ghanaian, state owners nationalities

Value	Label	Cases	Percentage
7006	Colombia - [Bogota]	0	
7007	Ecuador - [Quito]	0	
7008	Falkland Islands (Islas Malvinas) - [Stanley]	0	
7009	Guyana - [Georgetown]	0	
7010	Paraguay - [Asuncion]	0	
7011	Peru - [Lima]	0	
7012	Suriname - [Paramaribo]	0	
7013	Uruguay - [Montevideo]	0	
7014	Venezuela - [Caracas]	0	
8888	Statelessness	1	0.1%
Sysmiss		182502	

Warning: these figures indicate the number of cases found in the data file. They cannot be interpreted as summary statistics of the population of interest.

c19c: If non-Ghanaian, state owners nationalities

Information	[Type= discrete] [Format=numeric] [Range= 2001-9999] [Missing=*]
Statistics [NW/ W]	[Valid=1678 /-] [Invalid=182502 /-]

Value	Label	Cases	Percentage
2001	Cote D'Ivoire - [Yamoussoukro]	9	0.5%
2002	Togo - [Lome]	30	1.8%
2003	Burkina Faso - [Ouagadougou]	19	1.1%
2004	Benin - [Porto-Novo]	2	0.1%
2005	Guinea - [Conakry]	0	
2006	Nigeria - [Abuja]	220	13.1%
2007	Mali - [Bamako]	4	0.2%
2008	Cameroon - [Yaounde]	2	0.1%
2009	Guinea-Bissau - [Bissau]	0	
2010	The Gambia - [Banjul]	0	
2011	Liberia - [Monrovia]	2	0.1%
2012	Niger - [Niamey]	48	2.9%
2013	Senegal - [Dakar]	0	
2014	Sierra Leone - [Freetown]	2	0.1%
2015	Mauritania - [Nouakchott]	0	
2016	Algeria - [Algiers]	1	0.1%
2017	Angola - [Luanda]	0	
2018	Botswana - [Gaborone]	0	
2019	Burundi - [Bujumbura]	0	
2021	Central African Republic - [Bangui]	0	
2022	Chad - [N'Djamena]	2	0.1%
2023	Comoros - [Moroni]	0	
2024	Congo Republic - [Brazzaville]	0	
2025	Democratic Republic of Congo - [Kinshasa]	0	
2026	Djibouti - [Djibouti]	0	
2027	Egypt - [Cairo]	1	0.1%
2028	Equatorial Guinea - [Malabo]	0	

File : 2024ibes1_10%sample_v1_20250820

c19c: If non-Ghanaian, state owners nationalities

Value	Label	Cases	Percentage
2029	Eritrea - [Asmara]	0	
2030	Ethiopia - [Addis Ababa]	0	
2031	Gabon - [Libreville]	1	0.1%
2032	Kenya - [Nairobi]	0	
2033	Lesotho - [Maseru]	0	
2034	Libya - [Tripoli]	0	
2035	Madagascar - [Antananarivo]	0	
2036	Malawi - [Lilongwe]	0	
2037	Mauritius - [Port Louis]	1	0.1%
2038	Mayotte - [Mamoudzou]	0	
2039	Morocco - [Rabat]	0	
2040	Mozambique - [Maputo]	0	
2041	Namibia - [Windhoek]	0	
2042	Reunion - [Saint-Denis]	0	
2043	Rwanda - [Kigali]	0	
2044	Saint Helena - [Jamestown]	0	
2045	Sao Tome and Principe - [Sao Tome]	0	
2046	Seychelles - [Victoria]	0	
2047	Somalia - [Mogadishu]	0	
2048	South Africa - [Pretoria, Cape Town, Bloemfein]	2	0.1%
2049	Sudan - [Khartoum]	2	0.1%
2050	South Sudan - [Juba]	0	
2051	Swaziland - [Mbabane]	0	
2052	Tanzania - [Da res Salam, Dodoma]	0	
2053	Tunisia - [Tunis]	0	
2054	Uganda - [Kampala]	1	0.1%
2055	Western Sahara - [?El Aaiún?]	0	
2056	Zambia - [Lusaka]	0	
2057	Zimbabwe - [Harare]	0	
3001	Afghanistan - [Kabul]	3	0.2%
3002	Armenia - [Yerevan]	2	0.1%
3003	Azerbaijan - [Baku]	0	
3004	Bahrain - [Manama]	0	
3005	Bangladesh - [Dhaka]	1	0.1%
3006	Bhutan - [Thimphu]	0	
3007	Brunei - [Bandar Seri Begawan]	0	
3008	Burma - [Naypyidaw]	0	
3009	Cambodia - [Phnom Penh]	0	
3010	China - [Beinjing]	20	1.2%
3011	Christmas Island - [Flying Fish Cove]	0	
3012	Cocos (Keeling) Islands - [West Island, Cocos (Keeling) Isl]	0	
3013	Gaza Strip - [Gaza City]	0	
3014	Georgia - [Tbilisi]	0	

File : 2024ibes1_10%sample_v1_20250820

c19c: If non-Ghanaian, state owners nationalities

Value	Label	Cases	Percentage
3015	Hong Kong - [Victoria City]	0	
3016	India - [New Delhi]	20	1.2%
3017	Indonesia - [Jakarta]	1	0.1%
3018	Iran - [Tehran]	0	
3019	Iraq - [Baghdad]	0	
3020	Israel - [Jerusalem]	3	0.2%
3021	Japan - [Tokyo]	0	
3022	Jordan - [Amman]	0	
3023	Kazakhstan - [Astana]	0	
3024	Korea, North - [Pyongyang]	1	0.1%
3025	Korea, South - [Seoul]	1	0.1%
3026	Kuwait - [Kuwait City]	1	0.1%
3027	Kyrgyzstan - [Bishkek]	0	
3028	Laos - [Vientiane]	0	
3029	Lebanon - [Beirut]	10	0.6%
3030	Macau - [Macau (Macao)]	0	
3031	Malaysia - [Kuala Lumpur]	0	
3032	Maldives - [Male]	1	0.1%
3033	Mongolia - [Ulaanbaatar]	0	
3034	Nepal - [Kathmandu]	0	
3035	Oman - [Muscat]	0	
3036	Pakistan - [Islamabad]	0	
3037	Paracel Islands - [Woody Island]	0	
3038	Philippines - [Manila]	0	
3039	Qatar - [Doha]	0	
3040	Saudi Arabia - [Riyadh]	1	0.1%
3041	Singapore - [Singapore]	1	0.1%
3042	South Georgia and the South Sandwich Islands - [King Edward]	0	
3043	Sri Lanka - [Colombo, Sri Jayewardenepura]	1	0.1%
3044	Syria - [Damascus]	1	0.1%
3045	Taiwan - [Taipei]	1	0.1%
3046	Tajikistan - [Dushanbe]	0	
3047	Thailand - [Bangkok]	0	
3048	Timor-Leste - [Dili]	0	
3049	Turkey - [Ankara]	1	0.1%
3050	Turkmenistan - [Ashgabat]	0	
3051	United Arab Emirates - [Abu Dhabi]	1	0.1%
3052	Uzbekistan - [Tashkent]	0	
3053	Vietnam - [Hanoi]	1	0.1%
3054	West Bank - [East Jerusalem]	0	
3055	Yemen - [Sanaa]	0	
4001	American Samoa - [Pago Pago]	2	0.1%
4002	Australia - [Canberra]	0	

File : 2024ibes1_10%sample_v1_20250820

c19c: If non-Ghanaian, state owners nationalities

Value	Label	Cases	Percentage
4003	Cook Islands - [Avarua]	0	
4004	Coral Sea Islands - [Cato Island]	0	
4005	Fiji - [Suva]	0	
4006	Guam - [Hagåtña]	0	
4007	Kiribati - [Tarawa Atoll]	0	
4008	Marshall Islands - [Majuro]	0	
4009	Micronesia, Federated States of - [Palikir]	0	
4010	Nauru - [government offices in Yaren District]	0	
4011	New Caledonia - [Nouméa]	0	
4012	New Zealand - [Wellington]	0	
4013	Niue - [Alofi]	0	
4014	Norfolk Island - [Kingston]	0	
4015	Northern Mariana Islands - [Capitol Hill, Saipan]	0	
4016	Palau - [Melekeok]	0	
4017	Papua New Guinea - [Port Moresby]	0	
4018	Pitcairn Islands - [Adamstown]	0	
4019	Solomon Islands - [Honiara]	0	
4020	Tokelau - [Atafu]	0	
4021	Tonga - [Nuku'alofa]	0	
4022	Tuvalu - [Vaiaku village, Funafuti province]	0	
4023	Vanuatu - [Port-Vila]	0	
4024	Wallis and Futuna - [Mata Utu]	0	
5001	Akrotiri - [Episkopi Cantonment]	2	0.1%
5002	Albania - [Tirana]	3	0.2%
5003	Andorra - [Andorra la Vella]	0	
5004	Austria - [Vienna]	1	0.1%
5005	Belarus - [Minsk]	0	
5006	Belgium - [Brussels]	0	
5007	Bosnia and Herzegovina - [Sarajevo]	0	
5008	British Indian Ocean Territory - [Camp Justice]	1	0.1%
5009	British Virgin Islands - [Road Town]	0	
5010	Bulgaria - [Sofia]	0	
5011	Croatia - [Zagreb]	0	
5012	Cyprus - [Nicosia]	0	
5013	Czech Republic - [Prague]	0	
5014	Denmark - [Copenhagen]	1	0.1%
5015	Dhekelia - [?Episkopi]	0	
5016	Estonia - [Tallinn]	0	
5017	Faroe Islands - [Tórshavn]	0	
5018	Finland - [Helsinki]	0	
5019	France - [Paris]	1	0.1%
5020	French Guiana - [Cayenne]	0	
5021	French Polynesia - [Papeete]	0	

File : 2024ibes1_10%sample_v1_20250820

c19c: If non-Ghanaian, state owners nationalities

Value	Label	Cases	Percentage
5022	Germany - [Berlin]	3	0.2%
5023	Greece - [Athens]	0	
5024	Guernsey - [Saint Peter Port]	0	
5025	Holy See (Vatican City) - [Vatican City]	0	
5026	Hungary - [Budapest]	0	
5027	Iceland - [Reykjavik]	0	
5028	Ireland - [Dublin]	0	
5029	Isle of Man - [Douglas]	0	
5030	Italy - [Rome]	3	0.2%
5031	Jan Mayen - [Longyearbyen]	0	
5032	Jersey - [Saint Helier]	0	
5033	Latvia - [Riga]	0	
5034	Liechtenstein - [Vaduz]	0	
5035	Lithuania - [Vilnius]	0	
5036	Luxembourg - [Luxembourg]	0	
5037	Macedonia - [Skopje]	0	
5038	Malta - [Valletta]	0	
5039	Moldova - [Chisinau]	0	
5040	Monaco - [Monaco]	0	
5041	Netherlands - [Amsterdam, (The Hague seat of government)]	3	0.2%
5042	Netherlands Antilles - [Willemstad]	0	
5043	Norway - [Oslo]	0	
5044	Poland - [Warsaw]	0	
5045	Portugal - [Lisbon]	0	
5046	Romania - [Bucharest]	0	
5047	Russia - [Moscow]	0	
5048	Samoa - [Apia]	0	
5049	San Marino - [San Marino]	1	0.1%
5050	Montenegro - [Podgorica]	0	
5051	Serbia - [Belgrade]	0	
5052	Slovakia - [Bratislava]	0	
5053	Slovenia - [Ljubljana]	0	
5054	Spain - [Madrid]	0	
5055	Sweden - [Stockholm]	0	
5056	Switzerland - [Bern]	1	0.1%
5057	Ukraine - [Kyiv]	0	
5058	United Kingdom - [London]	3	0.2%
6001	Anguilla - [The Valley]	1	0.1%
6002	Antigua and Barbuda - [Saint John's]	0	
6003	Bahamas - [Nassau]	0	
6004	Barbados - [Bridgetown]	0	
6005	Belize - [Belmopan]	0	
6006	Bermuda - [Hamilton]	0	

File : 2024ibes1_10%sample_v1_20250820

c19c: If non-Ghanaian, state owners nationalities

Value	Label	Cases	Percentage
6007	Canada - [Ottawa]	1	0.1%
6008	Cayman Islands - [George Town]	0	
6009	Costa Rica - [San Jose]	0	
6010	Cuba - [Havana]	0	
6011	Dominica - [Roseau]	0	
6012	Dominican Republic - [Santo Domingo]	0	
6013	El Salvador - [San Salvador]	0	
6014	Greenland - [Nuuk]	0	
6015	Grenada - [Saint George's]	0	
6016	Guadeloupe - [Basse-Terre]	0	
6017	Guatemala - [Guatemala City]	0	
6018	Haiti - [Port-au-Prince]	0	
6019	Honduras - [Tegucigalpa]	0	
6020	Jamaica - [Kingston]	0	
6021	Martinique - [Fort-de-France]	0	
6022	Mexico - [Mexico City]	0	
6023	Montserrat - [Plymouth?]	0	
6024	Nicaragua - [Managua]	0	
6025	Panama - [Panama City]	0	
6026	Puerto Rico - [San Juan]	0	
6027	Saint Kitts and Nevis - [Basseterre]	0	
6028	Saint Lucia - [Castries]	0	
6029	Saint Pierre and Miquelon - [Saint-Pierre]	0	
6030	Saint Vincent and the Grenadines - [Kingstown]	0	
6031	Trinidad and Tobago - [Port-of-Spain]	0	
6032	Turks and Caicos Islands - [Cockburn Town]	0	
6033	United States of America (USA) - [Washington, D.C.]	10	0.6%
7001	Argentina - [Buenos Aires]	0	
7002	Aruba - [Oranjestad]	0	
7003	Bolivia - [La Paz (administrative);]	0	
7004	Brazil - [Brasilia]	1	0.1%
7005	Chile - [Santiago]	0	
7006	Colombia - [Bogota]	0	
7007	Ecuador - [Quito]	0	
7008	Falkland Islands (Islas Malvinas) - [Stanley]	0	
7009	Guyana - [Georgetown]	0	
7010	Paraguay - [Asuncion]	0	
7011	Peru - [Lima]	0	
7012	Suriname - [Paramaribo]	1	0.1%
7013	Uruguay - [Montevideo]	0	
7014	Venezuela - [Caracas]	0	
8888	Statelessness	0	
9999	No 2nd Country	1218	72.6%

File : 2024ibes1_10%sample_v1_20250820

c19c: If non-Ghanaian, state owners nationalities

Value	Label	Cases	Percentage
Sysmiss		182502	

Warning: these figures indicate the number of cases found in the data file. They cannot be interpreted as summary statistics of the population of interest.

c19d: If non-Ghanaian, state owners nationalities

Information	[Type= discrete] [Format=numeric] [Range= 2001-9999] [Missing=*]
Statistics [NW/ W]	[Valid=460 /-] [Invalid=183720 /-]

Value	Label	Cases	Percentage
2001	Cote D'Ivoire - [Yamoussoukro]	9	2.0%
2002	Togo - [Lome]	24	5.2%
2003	Burkina Faso - [Ouagadougou]	16	3.5%
2004	Benin - [Porto-Novo]	2	0.4%
2005	Guinea - [Conakry]	0	
2006	Nigeria - [Abuja]	176	38.3%
2007	Mali - [Bamako]	5	1.1%
2008	Cameroon - [Yaounde]	3	0.7%
2009	Guinea-Bissau - [Bissau]	0	
2010	The Gambia - [Banjul]	0	
2011	Liberia - [Monrovia]	2	0.4%
2012	Niger - [Niamey]	35	7.6%
2013	Senegal - [Dakar]	0	
2014	Sierra Leone - [Freetown]	1	0.2%
2015	Mauritania - [Nouakchott]	0	
2016	Algeria - [Algiers]	6	1.3%
2017	Angola - [Luanda]	0	
2018	Botswana - [Gaborone]	0	
2019	Burundi - [Bujumbura]	0	
2021	Central African Republic - [Bangui]	0	
2022	Chad - [N'Djamena]	2	0.4%
2023	Comoros - [Moroni]	0	
2024	Congo Republic - [Brazzaville]	0	
2025	Democratic Republic of Congo - [Kinshasa]	0	
2026	Djibouti - [Djibouti]	0	
2027	Egypt - [Cairo]	1	0.2%
2028	Equatorial Guinea - [Malabo]	0	
2029	Eritrea - [Asmara]	0	
2030	Ethiopia - [Addis Ababa]	0	
2031	Gabon - [Libreville]	0	
2032	Kenya - [Nairobi]	0	
2033	Lesotho - [Maseru]	0	
2034	Libya - [Tripoli]	0	
2035	Madagascar - [Antananarivo]	0	
2036	Malawi - [Lilongwe]	0	
2037	Mauritius - [Port Louis]	1	0.2%
2038	Mayotte - [Mamoudzou]	0	

File : 2024ibes1_10%sample_v1_20250820

c19d: If non-Ghanaian, state owners nationalities

Value	Label	Cases	Percentage
2039	Morocco - [Rabat]	0	
2040	Mozambique - [Maputo]	0	
2041	Namibia - [Windhoek]	0	
2042	Reunion - [Saint-Denis]	0	
2043	Rwanda - [Kigali]	0	
2044	Saint Helena - [Jamestown]	0	
2045	Sao Tome and Principe - [Sao Tome]	0	
2046	Seychelles - [Victoria]	0	
2047	Somalia - [Mogadishu]	0	
2048	South Africa - [Pretoria, Cape Town, Bloemfein]	2	0.4%
2049	Sudan - [Khartoum]	2	0.4%
2050	South Sudan - [Juba]	0	
2051	Swaziland - [Mbabane]	0	
2052	Tanzania - [Da res Salam, Dodoma]	0	
2053	Tunisia - [Tunis]	0	
2054	Uganda - [Kampala]	1	0.2%
2055	Western Sahara - [?El Aaiún?]	0	
2056	Zambia - [Lusaka]	0	
2057	Zimbabwe - [Harare]	0	
3001	Afghanistan - [Kabul]	4	0.9%
3002	Armenia - [Yerevan]	1	0.2%
3003	Azerbaijan - [Baku]	0	
3004	Bahrain - [Manama]	0	
3005	Bangladesh - [Dhaka]	1	0.2%
3006	Bhutan - [Thimphu]	0	
3007	Brunei - [Bandar Seri Begawan]	0	
3008	Burma - [Naypyidaw]	1	0.2%
3009	Cambodia - [Phnom Penh]	0	
3010	China - [Beinjing]	15	3.3%
3011	Christmas Island - [Flying Fish Cove]	0	
3012	Cocos (Keeling) Islands - [West Island, Cocos (Keeling) Isl]	0	
3013	Gaza Strip - [Gaza City]	0	
3014	Georgia - [Tbilisi]	0	
3015	Hong Kong - [Victoria City]	0	
3016	India - [New Delhi]	16	3.5%
3017	Indonesia - [Jakarta]	1	0.2%
3018	Iran - [Tehran]	0	
3019	Iraq - [Baghdad]	0	
3020	Israel - [Jerusalem]	2	0.4%
3021	Japan - [Tokyo]	0	
3022	Jordan - [Amman]	0	
3023	Kazakhstan - [Astana]	0	
3024	Korea, North - [Pyongyang]	0	

File : 2024ibes1_10%sample_v1_20250820

c19d: If non-Ghanaian, state owners nationalities

Value	Label	Cases	Percentage
3025	Korea, South - [Seoul]	1	0.2%
3026	Kuwait - [Kuwait City]	1	0.2%
3027	Kyrgyzstan - [Bishkek]	0	
3028	Laos - [Vientiane]	0	
3029	Lebanon - [Beirut]	6	1.3%
3030	Macau - [Macau (Macao)]	0	
3031	Malaysia - [Kuala Lumpur]	0	
3032	Maldives - [Male]	0	
3033	Mongolia - [Ulaanbaatar]	0	
3034	Nepal - [Kathmandu]	0	
3035	Oman - [Muscat]	0	
3036	Pakistan - [Islamabad]	0	
3037	Paracel Islands - [Woody Island]	0	
3038	Philippines - [Manila]	0	
3039	Qatar - [Doha]	0	
3040	Saudi Arabia - [Riyadh]	0	
3041	Singapore - [Singapore]	1	0.2%
3042	South Georgia and the South Sandwich Islands - [King Edward]	0	
3043	Sri Lanka - [Colombo, Sri Jayewardenepura]	1	0.2%
3044	Syria - [Damascus]	1	0.2%
3045	Taiwan - [Taipei]	1	0.2%
3046	Tajikistan - [Dushanbe]	0	
3047	Thailand - [Bangkok]	0	
3048	Timor-Leste - [Dili]	0	
3049	Turkey - [Ankara]	0	
3050	Turkmenistan - [Ashgabat]	0	
3051	United Arab Emirates - [Abu Dhabi]	1	0.2%
3052	Uzbekistan - [Tashkent]	0	
3053	Vietnam - [Hanoi]	0	
3054	West Bank - [East Jerusalem]	0	
3055	Yemen - [Sanaa]	0	
4001	American Samoa - [Pago Pago]	0	
4002	Australia - [Canberra]	1	0.2%
4003	Cook Islands - [Avarua]	0	
4004	Coral Sea Islands - [Cato Island]	0	
4005	Fiji - [Suva]	0	
4006	Guam - [Hagåtña]	0	
4007	Kiribati - [Tarawa Atoll]	0	
4008	Marshall Islands - [Majuro]	0	
4009	Micronesia, Federated States of - [Palikir]	0	
4010	Nauru - [government offices in Yaren District]	0	
4011	New Caledonia - [Nouméa]	0	
4012	New Zealand - [Wellington]	0	

File : 2024ibes1_10%sample_v1_20250820

c19d: If non-Ghanaian, state owners nationalities

Value	Label	Cases	Percentage
4013	Niue - [Alofi]	0	
4014	Norfolk Island - [Kingston]	0	
4015	Northern Mariana Islands - [Capitol Hill, Saipan]	0	
4016	Palau - [Melekeok]	0	
4017	Papua New Guinea - [Port Moresby]	0	
4018	Pitcairn Islands - [Adamstown]	0	
4019	Solomon Islands - [Honiara]	0	
4020	Tokelau - [Atafu]	0	
4021	Tonga - [Nuku'alofa]	0	
4022	Tuvalu - [Vaiaku village, Funafuti province]	0	
4023	Vanuatu - [Port-Vila]	0	
4024	Wallis and Futuna - [Mata Utu]	0	
5001	Akrotiri - [Episkopi Cantonment]	1	0.2%
5002	Albania - [Tirana]	4	0.9%
5003	Andorra - [Andorra la Vella]	0	
5004	Austria - [Vienna]	0	
5005	Belarus - [Minsk]	0	
5006	Belgium - [Brussels]	0	
5007	Bosnia and Herzegovina - [Sarajevo]	0	
5008	British Indian Ocean Territory - [Camp Justice]	0	
5009	British Virgin Islands - [Road Town]	0	
5010	Bulgaria - [Sofia]	0	
5011	Croatia - [Zagreb]	0	
5012	Cyprus - [Nicosia]	0	
5013	Czech Republic - [Prague]	0	
5014	Denmark - [Copenhagen]	1	0.2%
5015	Dhekelia - [?Episkopi]	0	
5016	Estonia - [Tallinn]	0	
5017	Faroe Islands - [Tórshavn]	0	
5018	Finland - [Helsinki]	0	
5019	France - [Paris]	0	
5020	French Guiana - [Cayenne]	0	
5021	French Polynesia - [Papeete]	0	
5022	Germany - [Berlin]	2	0.4%
5023	Greece - [Athens]	0	
5024	Guernsey - [Saint Peter Port]	0	
5025	Holy See (Vatican City) - [Vatican City]	0	
5026	Hungary - [Budapest]	0	
5027	Iceland - [Reykjavik]	0	
5028	Ireland - [Dublin]	0	
5029	Isle of Man - [Douglas]	0	
5030	Italy - [Rome]	1	0.2%
5031	Jan Mayen - [Longyearbyen]	0	

File : 2024ibes1_10%sample_v1_20250820

c19d: If non-Ghanaian, state owners nationalities

Value	Label	Cases	Percentage
5032	Jersey - [Saint Helier]	0	
5033	Latvia - [Riga]	0	
5034	Liechtenstein - [Vaduz]	0	
5035	Lithuania - [Vilnius]	0	
5036	Luxembourg - [Luxembourg]	0	
5037	Macedonia - [Skopje]	0	
5038	Malta - [Valletta]	0	
5039	Moldova - [Chisinau]	0	
5040	Monaco - [Monaco]	0	
5041	Netherlands - [Amsterdam, (The Hague seat of government)]	0	
5042	Netherlands Antilles - [Willemstad]	0	
5043	Norway - [Oslo]	0	
5044	Poland - [Warsaw]	0	
5045	Portugal - [Lisbon]	0	
5046	Romania - [Bucharest]	0	
5047	Russia - [Moscow]	0	
5048	Samoa - [Apia]	0	
5049	San Marino - [San Marino]	0	
5050	Montenegro - [Podgorica]	0	
5051	Serbia - [Belgrade]	0	
5052	Slovakia - [Bratislava]	0	
5053	Slovenia - [Ljubljana]	0	
5054	Spain - [Madrid]	0	
5055	Sweden - [Stockholm]	0	
5056	Switzerland - [Bern]	1	0.2%
5057	Ukraine - [Kyiv]	0	
5058	United Kingdom - [London]	3	0.7%
6001	Anguilla - [The Valley]	0	
6002	Antigua and Barbuda - [Saint John's]	0	
6003	Bahamas - [Nassau]	0	
6004	Barbados - [Bridgetown]	0	
6005	Belize - [Belmopan]	0	
6006	Bermuda - [Hamilton]	0	
6007	Canada - [Ottawa]	1	0.2%
6008	Cayman Islands - [George Town]	0	
6009	Costa Rica - [San Jose]	0	
6010	Cuba - [Havana]	0	
6011	Dominica - [Roseau]	0	
6012	Dominican Republic - [Santo Domingo]	0	
6013	El Salvador - [San Salvador]	0	
6014	Greenland - [Nuuk]	0	
6015	Grenada - [Saint George's]	0	
6016	Guadeloupe - [Basse-Terre]	0	

File : 2024ibes1_10%sample_v1_20250820

c19d: If non-Ghanaian, state owners nationalities

Value	Label	Cases	Percentage
6017	Guatemala - [Guatemala City]	0	
6018	Haiti - [Port-au-Prince]	0	
6019	Honduras - [Tegucigalpa]	0	
6020	Jamaica - [Kingston]	0	
6021	Martinique - [Fort-de-France]	0	
6022	Mexico - [Mexico City]	0	
6023	Montserrat - [Plymouth?]	0	
6024	Nicaragua - [Managua]	0	
6025	Panama - [Panama City]	0	
6026	Puerto Rico - [San Juan]	0	
6027	Saint Kitts and Nevis - [Basseterre]	0	
6028	Saint Lucia - [Castries]	0	
6029	Saint Pierre and Miquelon - [Saint-Pierre]	0	
6030	Saint Vincent and the Grenadines - [Kingstown]	0	
6031	Trinidad and Tobago - [Port-of-Spain]	0	
6032	Turks and Caicos Islands - [Cockburn Town]	0	
6033	United States of America (USA) - [Washington, D.C.]	11	2.4%
7001	Argentina - [Buenos Aires]	0	
7002	Aruba - [Oranjestad]	0	
7003	Bolivia - [La Paz (administrative);]	0	
7004	Brazil - [Brasilia]	0	
7005	Chile - [Santiago]	0	
7006	Colombia - [Bogota]	0	
7007	Ecuador - [Quito]	0	
7008	Falkland Islands (Islas Malvinas) - [Stanley]	0	
7009	Guyana - [Georgetown]	0	
7010	Paraguay - [Asuncion]	0	
7011	Peru - [Lima]	0	
7012	Suriname - [Paramaribo]	0	
7013	Uruguay - [Montevideo]	0	
7014	Venezuela - [Caracas]	0	
8888	Statelessness	0	
9999	No 3rd Country	92	20.0%
Sysmiss		183720	

Warning: these figures indicate the number of cases found in the data file. They cannot be interpreted as summary statistics of the population of interest.

c19e: If non-Ghanaian, state owners nationalities

Value	Label	Cases	Percentage
2001	Cote D'Ivoire - [Yamoussoukro]	10	2.7%
2002	Togo - [Lome]	24	6.5%
2003	Burkina Faso - [Ouagadougou]	17	4.6%
2004	Benin - [Porto-Novo]	2	0.5%

File : 2024ibes1_10%sample_v1_20250820

c19e: If non-Ghanaian, state owners nationalities

Value	Label	Cases	Percentage
2005	Guinea - [Conakry]	0	
2006	Nigeria - [Abuja]	172	46.7%
2007	Mali - [Bamako]	5	1.4%
2008	Cameroon - [Yaounde]	2	0.5%
2009	Guinea-Bissau - [Bissau]	0	
2010	The Gambia - [Banjul]	0	
2011	Liberia - [Monrovia]	2	0.5%
2012	Niger - [Niamey]	35	9.5%
2013	Senegal - [Dakar]	0	
2014	Sierra Leone - [Freetown]	1	0.3%
2015	Mauritania - [Nouakchott]	0	
2016	Algeria - [Algiers]	6	1.6%
2017	Angola - [Luanda]	0	
2018	Botswana - [Gaborone]	0	
2019	Burundi - [Bujumbura]	0	
2021	Central African Republic - [Bangui]	0	
2022	Chad - [N'Djamena]	3	0.8%
2023	Comoros - [Moroni]	0	
2024	Congo Republic - [Brazzaville]	0	
2025	Democratic Republic of Congo - [Kinshasa]	0	
2026	Djibouti - [Djibouti]	0	
2027	Egypt - [Cairo]	1	0.3%
2028	Equatorial Guinea - [Malabo]	0	
2029	Eritrea - [Asmara]	0	
2030	Ethiopia - [Addis Ababa]	0	
2031	Gabon - [Libreville]	0	
2032	Kenya - [Nairobi]	0	
2033	Lesotho - [Maseru]	0	
2034	Libya - [Tripoli]	0	
2035	Madagascar - [Antananarivo]	0	
2036	Malawi - [Lilongwe]	0	
2037	Mauritius - [Port Louis]	1	0.3%
2038	Mayotte - [Mamoudzou]	0	
2039	Morocco - [Rabat]	0	
2040	Mozambique - [Maputo]	0	
2041	Namibia - [Windhoek]	0	
2042	Reunion - [Saint-Denis]	0	
2043	Rwanda - [Kigali]	0	
2044	Saint Helena - [Jamestown]	0	
2045	Sao Tome and Principe - [Sao Tome]	0	
2046	Seychelles - [Victoria]	0	
2047	Somalia - [Mogadishu]	0	
2048	South Africa - [Pretoria, Cape Town, Bloemfein]	2	0.5%

File : 2024ibes1_10%sample_v1_20250820

c19e: If non-Ghanaian, state owners nationalities

Value	Label	Cases	Percentage
2049	Sudan - [Khartoum]	2	0.5%
2050	South Sudan - [Juba]	0	
2051	Swaziland - [Mbabane]	0	
2052	Tanzania - [Da res Salam, Dodoma]	0	
2053	Tunisia - [Tunis]	0	
2054	Uganda - [Kampala]	1	0.3%
2055	Western Sahara - [?El Aaiún?]	0	
2056	Zambia - [Lusaka]	0	
2057	Zimbabwe - [Harare]	0	
3001	Afghanistan - [Kabul]	4	1.1%
3002	Armenia - [Yerevan]	1	0.3%
3003	Azerbaijan - [Baku]	0	
3004	Bahrain - [Manama]	0	
3005	Bangladesh - [Dhaka]	1	0.3%
3006	Bhutan - [Thimphu]	0	
3007	Brunei - [Bandar Seri Begawan]	0	
3008	Burma - [Naypyidaw]	0	
3009	Cambodia - [Phnom Penh]	0	
3010	China - [Beinjing]	12	3.3%
3011	Christmas Island - [Flying Fish Cove]	0	
3012	Cocos (Keeling) Islands - [West Island, Cocos (Keeling) Isl]	0	
3013	Gaza Strip - [Gaza City]	0	
3014	Georgia - [Tbilisi]	0	
3015	Hong Kong - [Victoria City]	0	
3016	India - [New Delhi]	16	4.3%
3017	Indonesia - [Jakarta]	1	0.3%
3018	Iran - [Tehran]	0	
3019	Iraq - [Baghdad]	0	
3020	Israel - [Jerusalem]	2	0.5%
3021	Japan - [Tokyo]	0	
3022	Jordan - [Amman]	0	
3023	Kazakhstan - [Astana]	0	
3024	Korea, North - [Pyongyang]	0	
3025	Korea, South - [Seoul]	0	
3026	Kuwait - [Kuwait City]	1	0.3%
3027	Kyrgyzstan - [Bishkek]	0	
3028	Laos - [Vientiane]	0	
3029	Lebanon - [Beirut]	5	1.4%
3030	Macau - [Macau (Macao)]	0	
3031	Malaysia - [Kuala Lumpur]	0	
3032	Maldives - [Male]	0	
3033	Mongolia - [Ulaanbaatar]	0	
3034	Nepal - [Kathmandu]	0	

File : 2024ibes1_10%sample_v1_20250820

c19e: If non-Ghanaian, state owners nationalities

Value	Label	Cases	Percentage
3035	Oman - [Muscat]	0	
3036	Pakistan - [Islamabad]	0	
3037	Paracel Islands - [Woody Island]	0	
3038	Philippines - [Manila]	0	
3039	Qatar - [Doha]	0	
3040	Saudi Arabia - [Riyadh]	0	
3041	Singapore - [Singapore]	1	0.3%
3042	South Georgia and the South Sandwich Islands - [King Edward]	0	
3043	Sri Lanka - [Colombo, Sri Jayewardenepura]	0	
3044	Syria - [Damascus]	1	0.3%
3045	Taiwan - [Taipei]	1	0.3%
3046	Tajikistan - [Dushanbe]	0	
3047	Thailand - [Bangkok]	0	
3048	Timor-Leste - [Dili]	0	
3049	Turkey - [Ankara]	0	
3050	Turkmenistan - [Ashgabat]	0	
3051	United Arab Emirates - [Abu Dhabi]	1	0.3%
3052	Uzbekistan - [Tashkent]	0	
3053	Vietnam - [Hanoi]	0	
3054	West Bank - [East Jerusalem]	0	
3055	Yemen - [Sanaa]	0	
4001	American Samoa - [Pago Pago]	1	0.3%
4002	Australia - [Canberra]	0	
4003	Cook Islands - [Avarua]	0	
4004	Coral Sea Islands - [Cato Island]	0	
4005	Fiji - [Suva]	0	
4006	Guam - [Hagåtña]	0	
4007	Kiribati - [Tarawa Atoll]	0	
4008	Marshall Islands - [Majuro]	0	
4009	Micronesia, Federated States of - [Palikir]	0	
4010	Nauru - [government offices in Yaren District]	0	
4011	New Caledonia - [Nouméa]	0	
4012	New Zealand - [Wellington]	0	
4013	Niue - [Alofi]	0	
4014	Norfolk Island - [Kingston]	0	
4015	Northern Mariana Islands - [Capitol Hill, Saipan]	0	
4016	Palau - [Melekeok]	0	
4017	Papua New Guinea - [Port Moresby]	0	
4018	Pitcairn Islands - [Adamstown]	0	
4019	Solomon Islands - [Honiara]	0	
4020	Tokelau - [Atafu]	0	
4021	Tonga - [Nuku'alofa]	0	
4022	Tuvalu - [Vaiaku village, Funafuti province]	0	

File : 2024ibes1_10%sample_v1_20250820

c19e: If non-Ghanaian, state owners nationalities

Value	Label	Cases	Percentage
4023	Vanuatu - [Port-Vila]	0	
4024	Wallis and Futuna - [Mata Utu]	0	
5001	Akrotiri - [Episkopi Cantonment]	1	0.3%
5002	Albania - [Tirana]	3	0.8%
5003	Andorra - [Andorra la Vella]	0	
5004	Austria - [Vienna]	0	
5005	Belarus - [Minsk]	0	
5006	Belgium - [Brussels]	0	
5007	Bosnia and Herzegovina - [Sarajevo]	0	
5008	British Indian Ocean Territory - [Camp Justice]	0	
5009	British Virgin Islands - [Road Town]	0	
5010	Bulgaria - [Sofia]	0	
5011	Croatia - [Zagreb]	0	
5012	Cyprus - [Nicosia]	0	
5013	Czech Republic - [Prague]	0	
5014	Denmark - [Copenhagen]	1	0.3%
5015	Dhekelia - [?Episkopi]	0	
5016	Estonia - [Tallinn]	0	
5017	Faroe Islands - [Tórshavn]	0	
5018	Finland - [Helsinki]	0	
5019	France - [Paris]	0	
5020	French Guiana - [Cayenne]	0	
5021	French Polynesia - [Papeete]	0	
5022	Germany - [Berlin]	2	0.5%
5023	Greece - [Athens]	0	
5024	Guernsey - [Saint Peter Port]	0	
5025	Holy See (Vatican City) - [Vatican City]	0	
5026	Hungary - [Budapest]	0	
5027	Iceland - [Reykjavik]	0	
5028	Ireland - [Dublin]	0	
5029	Isle of Man - [Douglas]	0	
5030	Italy - [Rome]	1	0.3%
5031	Jan Mayen - [Longyearbyen]	0	
5032	Jersey - [Saint Helier]	0	
5033	Latvia - [Riga]	0	
5034	Liechtenstein - [Vaduz]	0	
5035	Lithuania - [Vilnius]	0	
5036	Luxembourg - [Luxembourg]	0	
5037	Macedonia - [Skopje]	0	
5038	Malta - [Valletta]	0	
5039	Moldova - [Chisinau]	0	
5040	Monaco - [Monaco]	0	
5041	Netherlands - [Amsterdam, (The Hague seat of government)]	0	

File : 2024ibes1_10%sample_v1_20250820

c19e: If non-Ghanaian, state owners nationalities

Value	Label	Cases	Percentage
5042	Netherlands Antilles - [Willemstad]	0	
5043	Norway - [Oslo]	0	
5044	Poland - [Warsaw]	0	
5045	Portugal - [Lisbon]	0	
5046	Romania - [Bucharest]	0	
5047	Russia - [Moscow]	0	
5048	Samoa - [Apia]	0	
5049	San Marino - [San Marino]	0	
5050	Montenegro - [Podgorica]	0	
5051	Serbia - [Belgrade]	0	
5052	Slovakia - [Bratislava]	0	
5053	Slovenia - [Ljubljana]	0	
5054	Spain - [Madrid]	0	
5055	Sweden - [Stockholm]	0	
5056	Switzerland - [Bern]	1	0.3%
5057	Ukraine - [Kyiv]	0	
5058	United Kingdom - [London]	3	0.8%
6001	Anguilla - [The Valley]	0	
6002	Antigua and Barbuda - [Saint John's]	0	
6003	Bahamas - [Nassau]	0	
6004	Barbados - [Bridgetown]	0	
6005	Belize - [Belmopan]	0	
6006	Bermuda - [Hamilton]	0	
6007	Canada - [Ottawa]	1	0.3%
6008	Cayman Islands - [George Town]	0	
6009	Costa Rica - [San Jose]	0	
6010	Cuba - [Havana]	0	
6011	Dominica - [Roseau]	0	
6012	Dominican Republic - [Santo Domingo]	0	
6013	El Salvador - [San Salvador]	0	
6014	Greenland - [Nuuk]	0	
6015	Grenada - [Saint George's]	0	
6016	Guadeloupe - [Basse-Terre]	0	
6017	Guatemala - [Guatemala City]	0	
6018	Haiti - [Port-au-Prince]	0	
6019	Honduras - [Tegucigalpa]	0	
6020	Jamaica - [Kingston]	0	
6021	Martinique - [Fort-de-France]	0	
6022	Mexico - [Mexico City]	0	
6023	Montserrat - [Plymouth?]	0	
6024	Nicaragua - [Managua]	0	
6025	Panama - [Panama City]	0	
6026	Puerto Rico - [San Juan]	0	

File : 2024ibes1_10%sample_v1_20250820

c19e: If non-Ghanaian, state owners nationalities

Value	Label	Cases	Percentage
6027	Saint Kitts and Nevis - [Basseterre]	0	
6028	Saint Lucia - [Castries]	0	
6029	Saint Pierre and Miquelon - [Saint-Pierre]	0	
6030	Saint Vincent and the Grenadines - [Kingstown]	0	
6031	Trinidad and Tobago - [Port-of-Spain]	0	
6032	Turks and Caicos Islands - [Cockburn Town]	0	
6033	United States of America (USA) - [Washington, D.C.]	9	2.4%
7001	Argentina - [Buenos Aires]	0	
7002	Aruba - [Oranjestad]	0	
7003	Bolivia - [La Paz (administrative);]	0	
7004	Brazil - [Brasilia]	1	0.3%
7005	Chile - [Santiago]	1	0.3%
7006	Colombia - [Bogota]	0	
7007	Ecuador - [Quito]	0	
7008	Falkland Islands (Islas Malvinas) - [Stanley]	0	
7009	Guyana - [Georgetown]	0	
7010	Paraguay - [Asuncion]	0	
7011	Peru - [Lima]	0	
7012	Suriname - [Paramaribo]	0	
7013	Uruguay - [Montevideo]	0	
7014	Venezuela - [Caracas]	0	
8888	Statelessness	0	
9999	No 4th Country	10	2.7%
Sysmiss		183812	

Warning: these figures indicate the number of cases found in the data file. They cannot be interpreted as summary statistics of the population of interest.

c20: How many people own this establishment

Information	[Type= continuous] [Format=numeric] [Range= 1-99] [Missing=*]
--------------------	---

Statistics [NW/ W]	[Valid=178070 /-] [Invalid=6110 /-] [Mean=1.169 /-] [StdDev=1.614 /-]
---------------------------	---

c20a: How many of people own this establishment are males

Information	[Type= continuous] [Format=numeric] [Range= 0-90] [Missing=*]
--------------------	---

Statistics [NW/ W]	[Valid=178070 /-] [Invalid=6110 /-] [Mean=0.503 /-] [StdDev=1.126 /-]
---------------------------	---

c20b: How many of people own this establishment are females

Information	[Type= continuous] [Format=numeric] [Range= 0-60] [Missing=*]
--------------------	---

Statistics [NW/ W]	[Valid=178070 /-] [Invalid=6110 /-] [Mean=0.666 /-] [StdDev=0.935 /-]
---------------------------	---

d5: Main activity code

Information	[Type= discrete] [Format=numeric] [Range= 111-9900] [Missing=*]
--------------------	---

Statistics [NW/ W]	[Valid=15847 /-] [Invalid=168333 /-]
---------------------------	--------------------------------------

Value	Label	Cases	Percentage
111	growing of cereals (except rice), leguminous crops and oil s	105	0.7%
112	growing of rice	18	0.1%
113	growing of vegetables and melons, roots and tubers (cabbages	110	0.7%

File : 2024ibes1_10%sample_v1_20250820

d5: Main activity code

Value	Label	Cases	Percentage
114	growing of sugar cane	7	0.0%
115	growing of tobacco (growing of unmanufactured tabacco)	0	
116	growing of fibre crops (cotton, sisal,true hemp,kenaf)	1	0.0%
119	growing of other non-perennial crops(forage plants,grasses,f	0	
121	growing of grapes (wine grapes ,table grapes)	1	0.0%
122	growing of tropical and subtropical fruits (avocado,banana,	8	0.1%
123	growing of citrus fruits (limes, lemons , oranges,tangerines	0	
124	growing of pome fruits and stone fruits (cherries, apricots,	0	
125	growing of other tree and bush fruits and nuts (almond (abro	14	0.1%
126	growing of oleaginous fruits(coconut,palm nut,olives)	12	0.1%
127	growing of beverage crops (coffee,cocoa)	39	0.2%
128	growing of spices, aromatic, drug and pharmaceutical crops (5	0.0%
129	growing of other perennial crops(christmas tree, rubber tre	1	0.0%
130	plant propagation (plants for planting , for ornamental purp	1	0.0%
141	raising of cattle and buffaloes (raw milk from cows and buff	29	0.2%
142	raising of horses and other equines (asses, hinnies, horses(1	0.0%
143	raising of camels and camelids (camelids, camels)	0	
144	raising of sheep and goats (raw milk from sheep and goat ,ra	96	0.6%
145	raising of swine and pigs (local and exotic swine/pigs)	31	0.2%
146	raising of poultry (eggs, turkeys,chicken , geese , guinea f	69	0.4%
149	raising of other animals (bees,snail farms, reptile skins, d	14	0.1%
150	mixed farming (mixed animal(husbandry) , crop farming)	41	0.3%
151	mixed farming eg crops and livestock	0	
152	mixed animal husbandary	0	
161	support activities for crop production (harvesting of crop ,	7	0.0%
162	support activities for animal production (sheep shearing, ag	1	0.0%
163	post-harvest crop activities (cleaning of crops,waxing of fr	11	0.1%
164	seed processing for propagation (removal of immature seeds,	2	0.0%
170	hunting, trapping and related service activities (production	3	0.0%
210	silviculture and other forestry activities (replanting of fo	0	
220	logging (production of logs and chips, production of utility	18	0.1%
230	gathering of non-wood forest products (gathering of berries,	1	0.0%
240	support services to forestry (forest pest control, transport	0	
311	marine fishing (fishing on a commercial basis in oceans and	5	0.0%
312	freshwater fishing (fishing on a commercial basis in inland	17	0.1%
321	marine aquaculture (production of shrimp post-larvae, produc	1	0.0%
322	freshwater aquaculture (culture of tilapia, culture of catfi	13	0.1%
330	Support activities for fishing and aquaculture	5	0.0%
610	extraction of crude petroleum (processes to obtain crude oil	0	
620	extraction of natural gas(mining of hydrocarbon liquids, obt	0	
710	mining of iron ores(mining of ores valued chiefly for iron c	0	
721	Mining of uranium and thorium ores	0	
729	mining of other non-ferrous metal ores(bauxite,gold,zinc,man	2	0.0%

File : 2024ibes1_10%sample_v1_20250820

d5: Main activity code

Value	Label	Cases	Percentage
810	quarrying of stone, sand, and clay(quarrying of sand, breaki	4	0.0%
891	mining of chemical and fertilizer minerals(mining of native	0	
892	extraction of peat(peat digging,peat agglomeration,preparati	0	
893	extraction of salt(crushing, purification, and refining of s	8	0.1%
899	other mining and quarrying n.e.c.(mining and quarrying of d	1	0.0%
910	support activities for petroleum and natural gas extraction(0	
990	support activities for other mining and quarrying(test drill	2	0.0%
1010	processing and preserving of meat(production of fresh, chill	45	0.3%
1020	processing and preserving of fish, crustaceans and molluscs(126	0.8%
1030	processing and preserving of fruit and vegetables(manufactur	51	0.3%
1040	manufacture of vegetable and animal oils and fats(manufactur	133	0.8%
1050	manufacture of dairy products(manufacture of fresh liquid mi	18	0.1%
1061	manufacture of grain mill products(maize(corn) flour, other	221	1.4%
1062	manufacture of starches and starch products(gari, cassava do	181	1.1%
1071	manufacture of bakery products(biscuit,cakes,crackers,pancak	85	0.5%
1072	manufacture of sugar(palm sugar,maple sugar,sugar from juice	4	0.0%
1073	manufacture of cocoa, chocolate, and sugar confectionery(coc	2	0.0%
1074	manufacture of macaroni, noodles, couscous and similar farin	12	0.1%
1075	manufacture of prepared meals and dishes(meat or poultry dis	104	0.7%
1076	manufacture of blended tea	4	0.0%
1079	manufacture of other food products n.e.c.(making kenkey,ice	0	
1080	manufacture of prepared animal feeds(prepared feeds for pets	4	0.0%
1101	distilling, rectifying and blending of spirits(potable gin,	15	0.1%
1102	manufacture of wines(wine,mixed beverages containing alcohol	15	0.1%
1103	manufacture of malt liquors(beer,pito, non-alcoholic beer,al	22	0.1%
1104	manufacture of malt	2	0.0%
1105	manufacture of soft drinks; production of mineral waters and	21	0.1%
1200	manufacture of tobacco products(chewing tobacco, cigarettes,	1	0.0%
1311	preparation and spinning of textile fibres(reeling and washi	28	0.2%
1312	weaving of textiles(fugu, kente,manufacture of other broad w	23	0.1%
1313	finishing of textiles(bleaching and dyeing of batik,bleachin	4	0.0%
1391	manufacture of knitted and crocheted fabrics(manufacture of	7	0.0%
1392	manufacture of made-up textile articles, except apparel(blan	9	0.1%
1393	manufacture of carpets and rugs(carpets,jute, textile floor	2	0.0%
1394	manufacture of cordage, rope, twine and netting(cordage,fish	3	0.0%
1399	manufacture of other textiles n.e.c.(braids, bolting cloth,b	16	0.1%
1410	manufacture of wearing apparel, except fur apparel(belts,coa	227	1.4%
1420	manufacture of articles of fur(manufacture of dropped fur sk	5	0.0%
1430	manufacture of knitted and crocheted apparel(cardigans,pullo	1	0.0%
1511	tanning and dressing of leather; dressing and dyeing of fur(1	0.0%
1512	manufacture of luggage, handbags and the like, saddlery and	1	0.0%
1520	manufacture of footwear(boots,heels,ladies shoes,rubber sand	21	0.1%
1610	sawmilling and planing of wood(chips of wood, drying of wood	9	0.1%

File : 2024ibes1_10%sample_v1_20250820

d5: Main activity code

Value	Label	Cases	Percentage
1621	manufacture of veneer sheets and wood-based panels(densified	3	0.0%
1622	manufacture of builders' carpentry and joinery(wooden stairs	17	0.1%
1623	manufacture of wooden containers(wooden barrel, box pallets,	2	0.0%
1629	manufacture of other products of wood; manufacture of articl	14	0.1%
1701	manufacture of pulp, paper and paperboard(carbon paper,writ	1	0.0%
1702	manufacture of corrugated paper and paperboard and of contai	0	
1709	manufacture of other articles of paper and paperboard(accoun	3	0.0%
1811	printing(printing with computer printers,printing of books a	30	0.2%
1812	service activities related to printing(typesetting services,	14	0.1%
1820	reproduction of recorded media(reproduction from master copi	0	
1910	manufacture of coke oven products(agglomeration of coke,oper	1	0.0%
1920	manufacture of refined petroleum products; manufacture of fo	2	0.0%
2011	manufacture of basic chemicals(distilled water, elemental ga	2	0.0%
2012	manufacture of fertilizers and nitrogen compounds(nitrites a	0	
2013	manufacture of plastics and synthetic rubber in primary form	1	0.0%
2021	manufacture of pesticides and other agrochemical products(he	0	
2022	manufacture of paints, varnishes, and similar coatings, prin	1	0.0%
2023	manufacture of soap and detergents, cleaning and polishing p	36	0.2%
2029	manufacture of other chemical products n.e.c.(catalysts,esse	1	0.0%
2030	Polypropylene filament extrusion facility	0	
2100	manufacture of pharmaceuticals, medicinal chemical and botan	5	0.0%
2211	manufacture of rubber tyres and tubes; retreading and rebuil	2	0.0%
2219	manufacture of other rubber products(diving suits, fittings,	1	0.0%
2220	manufacture of plastics products(plastic blinds, plastic bot	2	0.0%
2310	manufacture of glass and glass products(glass fibres,louvre	5	0.0%
2391	manufacture of refractory products(muffles, refractory block	8	0.1%
2392	manufacture of clay building materials(ceramic bricks, clay	8	0.1%
2393	manufacture of other porcelain and ceramic products(ceramic	0	
2394	manufacture of cement, lime and plaster(quicklime,portland c	1	0.0%
2395	manufacture of articles of concrete, cement and plaster(conc	11	0.1%
2396	cutting, shaping and finishing of stone(cutting, shaping and	0	
2399	manufacture of other non-metallic mineral products n.e.c.(mi	4	0.0%
2410	manufacture of basic iron and steel(basic precious and other	2	0.0%
2420	manufacture of basic precious and other non-ferrous metals(a	1	0.0%
2431	casting of iron and steel(casting of grey iron castings,manu	3	0.0%
2432	casting of non-ferrous metals(casting of heavy metal casting	0	
2511	manufacture of structural metal products(metal gates, metal	17	0.1%
2512	manufacture of tanks, reservoirs and containers of metal(met	6	0.0%
2513	manufacture of steam generators, except central heating hot	0	
2520	manufacture of weapons and ammunition(air or gas guns and pi	0	
2591	forging, pressing, stamping and roll-forming of metal; powde	4	0.0%
2592	treatment and coating of metals; machining(bending of metals	11	0.1%
2593	manufacture of cutlery, hand tools and general hardware(cutl	2	0.0%

File : 2024ibes1_10%sample_v1_20250820

d5: Main activity code

Value	Label	Cases	Percentage
2599	manufacture of other fabricated metal products n.e.c.(louvre	3	0.0%
2611	manufacture of solar cells, solar panels and photovoltaic in	0	
2620	manufacture of computers and peripheral equipment(monitors,k	0	
2630	manufacture of communication equipment(cellular phones, tele	3	0.0%
2640	manufacture of consumer electronics(radio recievers,micropho	1	0.0%
2651	manufacture of measuring, testing, navigating and control eq	0	
2652	manufacture of watches and clocks(watches,clocks of all kind	0	
2660	manufacture of irradiation, electromedical and electrotherap	0	
2670	manufacture of optical instruments and photographic equipmen	0	
2680	manufacture of magnetic and optical media(hard drive media,	0	
2710	manufacture of electric motors, generators, transformers and	2	0.0%
2720	manufacture of batteries and accumulators(silver oxide, dry	0	
2731	manufacture of fibre optic cables(fiber optic cable for da	0	
2733	manufacture of wiring devices(electrical conductors (except	1	0.0%
2740	manufacture of lighting equipment(christmas tree lighting se	0	
2750	manufacture of domestic appliances(domestic blenders,coffee	3	0.0%
2790	manufacture of other electrical equipment(electrical bells,	0	
2811	manufacture of engines and turbines, except aircraft, vehicl	1	0.0%
2812	manufacture of fluid power equipment(fluid power systems,hyd	0	
2813	manufacture of other pumps, compressors, taps and valves(han	0	
2814	manufacture of bearings, gears, gearing and driving elements	0	
2815	manufacture of ovens, furnaces and furnace burners(heat pump	0	
2816	manufacture of lifting and handling equipment(winches,capsta	0	
2817	manufacture of office machinery and equipment (except comput	0	
2818	manufacture of power-driven hand tools(buffers, handheld rou	1	0.0%
2819	manufacture of other general-purpose machinery(gas generato	0	
2821	manufacture of agricultural and forestry machinery(harvester	0	
2822	manufacture of metal-forming machinery and machine tools(wor	0	
2823	manufacture of machinery for metallurgy(casting machines, co	0	
2824	manufacture of machinery for mining, quarrying and construct	0	
2825	manufacture of machinery for food, beverage and tobacco proc	12	0.1%
2826	manufacture of machinery for textile, apparel and leather pr	1	0.0%
2829	manufacture of other special-purpose machinery(machinery for	1	0.0%
2910	manufacture of motor vehicles(go-carts, buses,coaches, fire	0	
2920	manufacture of bodies (coachwork) for motor vehicles; manufa	1	0.0%
2930	manufacture of parts and accessories for motor vehicles(airb	0	
3011	building of ships and floating structures(cargo ships,commer	1	0.0%
3012	building of pleasure and sporting boats(motor boats,canoes,	0	
3020	manufacture of railway locomotives and rolling stock(airfiel	0	
3030	manufacture of air and spacecraft and related machinery(airc	0	
3040	manufacture of military fighting vehicles(armored amphibiou	0	
3091	manufacture of motorcycles(engines for motorcycles, motorcyc	1	0.0%
3092	manufacture of bicycles and invalid carriages(baby carriages	1	0.0%

File : 2024ibes1_10%sample_v1_20250820

d5: Main activity code

Value	Label	Cases	Percentage
3099	manufacture of other transport equipment n.e.c.(hand-propell	0	
3101	manufacture of wooden furniture(chairs and seats for offices	25	0.2%
3102	Manufacture of other furniture	2	0.0%
3211	manufacture of jewellery and related articles(gold jewellery	1	0.0%
3212	manufacture of imitation jewellery and related articles(neck	0	
3220	manufacture of musical instruments(drums, xylophone,wind ins	2	0.0%
3230	manufacture of sports goods(rackets, bats, bows and crossbow	0	
3240	manufacture of games and toys(electronic games, toy animals,	0	
3250	manufacture of medical and dental instruments and supplies(l	0	
3290	other manufacturing n.e.c.(bouquets, burial caskets, candles	1	0.0%
3311	repair and maintenance of fabricated metal products(mobile w	4	0.0%
3312	repair and maintenance of machinery(typewriters, vending ma	2	0.0%
3313	repair and maintenance of electronic and optical equipment(h	0	
3314	repair and maintenance of electrical equipment(current-carr	3	0.0%
3315	repair and maintenance of transport equipment, except motor	2	0.0%
3319	repair and maintenance of other equipment(fertilizer and che	2	0.0%
3320	installation of industrial machinery and equipment(communica	5	0.0%
3511	electric power generation activities from non-renewable sour	3	0.0%
3512	Electric power generation activities from renewable sources	0	
3513	Electric power transmission and distribution activities	10	0.1%
3520	manufacture of gas; distribution of gaseous fuels through ma	1	0.0%
3530	steam and air conditioning supply(chilled water for cooling	3	0.0%
3540	Activities of brokers and agents for electric power and natu	3	0.0%
3600	water collection, treatment and supply(rain water, irrigati	65	0.4%
3700	sewerage(collecting and transporting of human or industrial	8	0.1%
3811	collection of non-hazardous waste(recyclable materials, wast	1	0.0%
3812	collection of hazardous waste(hazardous waste, bio-hazardou	0	
3821	treatment and disposal of non-hazardous waste(organic waste	1	0.0%
3822	treatment and disposal of hazardous waste(incineration of ha	0	
3830	materials and other waste recovery(crushing, cleaning and so	2	0.0%
3900	remediation activities and other waste management services(o	1	0.0%
4100	construction of residential and non-residential buildings(fa	16	0.1%
4210	construction of roads and railways(elevated highways, motorw	4	0.0%
4220	construction of utility projects(reservoirs, sewer systems,	3	0.0%
4290	construction of other civil engineering projects(land subd	0	
4311	demolition(demolition or wrecking of buildings and other str	1	0.0%
4312	site preparation(boring and core sampling for construction,	0	
4321	electrical installation(airport runway lighting, burglar ala	3	0.0%
4322	plumbing, heat and air-conditioning installation(alterations	5	0.0%
4329	other construction installation(automated and revolving door	2	0.0%
4330	building completion and finishing(wallpaper, staircase, wind	5	0.0%
4340	intermediation service activities for specialized constructi	5	0.0%
4390	bricklaying and stone setting, sinking of shaft, subsurface	6	0.0%

File : 2024ibes1_10%sample_v1_20250820

d5: Main activity code

Value	Label	Cases	Percentage
4610	wholesale on a fee or contract basis(food, beverages, tobacc	21	0.1%
4620	wholesale of agricultural raw materials and live animals(liv	22	0.1%
4630	wholesale of food, beverages and tobacco(fishery products,to	50	0.3%
4641	wholesale of textiles, clothing and footwear(fabrics, footwe	15	0.1%
4642	wholesale of household, office and shop furniture, carpets a	8	0.1%
4649	Wholesale of other household goods (stereo equipment,cutlery	9	0.1%
4651	wholesale of computers, computer peripheral equipment and so	0	
4652	wholesale of electronic and telecommunications equipment and	3	0.0%
4653	wholesale of agricultural machinery, equipment and supplies(1	0.0%
4659	Wholesale of other machinery and equipment(office furniture,	1	0.0%
4661	wholesale of motor vehicles	0	
4662	wholesale of motor vehicle parts and accessories	7	0.0%
4663	wholesale of motorcycles, motorcycle parts and accessories	0	
4671	wholesale of solid, liquid and gaseous fuels and related pro	37	0.2%
4672	wholesale of metals and metal ores(ferrousand non-ferrous me	8	0.1%
4673	wholesale of construction materials, hardware, plumbing and	17	0.1%
4679	wholesale of waste and scrap, chemicals, and other products	13	0.1%
4690	non-specialized wholesale trade(variety of goods without an	15	0.1%
4711	non-specialized retail sale of food, beverages or tobacco pr	47	0.3%
4719	other non-specialized retail sale(wearing apparel,sports goo	27	0.2%
4721	retail sale of food(bakery products, preserved fruits and ve	3119	19.7%
4722	retail sale of beverages(alcoholic beverages,non-alcoholic b	3228	20.4%
4723	retail sale of tobacco products(tobacco, tobacco products)	35	0.2%
4730	retail sale of automotive fuel(lubricating products,fuels)	152	1.0%
4740	retail sale of information and communication equipment	183	1.2%
4751	retail sale of textiles(fabrics,needles, sewing thread,knitt	290	1.8%
4752	retail sale of hardware, paints and glass(flat glass,lawn mo	192	1.2%
4753	retail sale of carpets, rugs, wall and floor coverings(carpe	30	0.2%
4759	retail sale of electrical household appliances, furniture, l	304	1.9%
4761	retail sale of books, newspapers, stationery and office supp	116	0.7%
4762	retail sale of sporting equipment(bicycles,boats,camping goo	14	0.1%
4763	retail sale of games and toys(games and toys of all amteria	19	0.1%
4769	retail sale of cultural and recreational goods n.e.c.	2	0.0%
4771	retail sale of clothing, footwear and leather articles(leath	663	4.2%
4772	retail sale of pharmaceutical and medical goods, cosmetic an	634	4.0%
4773	retail sale of other new goods(fertilizers, flowers, fuel wo	149	0.9%
4774	retail sale of second-hand goods(antiques,clothes,goods,book	144	0.9%
4781	Retail sale of motor vehicles	6	0.0%
4782	Retail sale of motor vehicle parts and accessories	84	0.5%
4783	Retail sale of motorcycles, motorcycles parts and accessorie	57	0.4%
4790	Intermediation service activities for retail trade sale	93	0.6%
4888	other retail sale in stores / not in stores stalls or marke	561	3.5%
4911	passenger rail transport, interurban(sleeping cars, dinning	2	0.0%

File : 2024ibes1_10%sample_v1_20250820

d5: Main activity code

Value	Label	Cases	Percentage
4912	freight rail transport(freight transport on mainline rail ne	0	
4921	urban and suburban passenger land transport(street car, trol	3	0.0%
4922	other passenger land transport(school buses,car rentals with	8	0.1%
4923	freight transport by road(furniture removal,haulage of autom	1	0.0%
4930	transport via pipeline(pumpstations,gases,liquids,water, slu	1	0.0%
5011	sea and coastal passenger water transport(ferries, water tax	0	
5012	sea and coastal freight water transport(freight over seas	0	
5021	inland passenger water transport(activities of pleasure boat	0	
5022	inland freight water transport(transport of freight via rive	0	
5110	passenger air transport(charter flights,sightseeing flight,g	0	
5120	freight air transport(satellites, space vehicles,space trans	0	
5210	warehousing and storage(blast freezing,storage tanks,grain s	4	0.0%
5221	service activities incidental to land transportation(car par	5	0.0%
5222	service activities incidental to water transportation(lighth	1	0.0%
5223	service activities incidental to air transportation(air-traf	0	
5224	cargo handling(stevedoring, loading and unloading of freight	1	0.0%
5229	other transportation support activities(custom agents,cleari	2	0.0%
5231	Intermediation service activities for freight transportation	0	
5232	Intermediation service activities for passenger transportati	1	0.0%
5310	postal activities(post office activities, distribution and d	0	
5320	courier activities(parcel delivery, home delivery services,	4	0.0%
5330	Intermediation service activities for postal and courier act	0	
5510	short term accommodation activities(hotels , motels, time-	26	0.2%
5520	Camping grounds, recreational vehicle parks and trailer park	7	0.0%
5530	intermediation service activities for accommodation	3	0.0%
5540	other accommodation	9	0.1%
5590	Other accommodation(school dormitories, students' private ho	4	0.0%
5610	restaurants and mobile food service activities(cafeterias, p	529	3.3%
5621	event catering activities(parties, naming ceremony,wedding,c	77	0.5%
5629	other food service activities(for factories, offices, hospit	21	0.1%
5630	beverage serving activities(bars,coffee shops,traverns, mobi	79	0.5%
5640	Intermediation service activities for food and beverage serv	45	0.3%
5811	book publishing(audio books, books, brochures, encyclopedia	1	0.0%
5812	publishing of newspapers	0	
5813	Publishing of journals and periodicals	0	
5819	other publishing activities(catlogs, forms, greeting cards,	5	0.0%
5821	publishing of video games	0	
5829	Other software publishing	1	0.0%
5911	motion picture, video and television programme production ac	4	0.0%
5912	motion picture, video and television programme post-producti	1	0.0%
5913	motion picture, video and television programme distribution	0	
5914	motion picture projection activities(cine-clubs,video tape p	1	0.0%
5920	sound recording and music publishing activities(music publis	4	0.0%

File : 2024ibes1_10%sample_v1_20250820

d5: Main activity code

Value	Label	Cases	Percentage
6010	radio broadcasting and audio distribution activities(activit	2	0.0%
6020	television programming, broadcasting and video distribution	2	0.0%
6031	news agency activities(news syndicate and news agency activi	3	0.0%
6039	Social network sites and other content distribution activiti	0	
6110	Wired, wireless, and satellite telecommunication activities(13	0.1%
6120	telecommunication reselling activities and intermediation se	15	0.1%
6190	other telecommunication activities(telecommunication reselle	4	0.0%
6211	Development of video games, video game software, and video g	2	0.0%
6219	other computer programming activities	1	0.0%
6220	computer consultancy and computer facilities management acti	1	0.0%
6290	other information technology and computer service activities	1	0.0%
6310	computing infrastructure, data processing, hosting and relat	0	
6390	web search portals activities and other information service	8	0.1%
6410	central banking	1	0.0%
6411	central banking(bank of ghana)	74	0.5%
6419	Other monetary intermediation(susu collectors,savigs banks,c	521	3.3%
6420	activities of holding companies	0	
6421	Activities of holding companies(units that hold the assets	0	
6422	Activities of financing conduits	1	0.0%
6430	trusts funds and similar financial entities	0	
6431	Activities of money market funds	4	0.0%
6432	Activities of non-money market investments funds	2	0.0%
6433	Activities of trust, estate and agency accounts	0	
6490	financial leasing	0	
6491	financial leasing activities	0	
6492	International trade financing activities	0	
6493	Securitisation activities	0	
6495	other credit granting activities	1	0.0%
6499	Other financial service activities n.e.c., except insurance	13	0.1%
6510	life insurance	0	
6511	life insurance(underwriting annuities, provision of disabili	0	
6512	Non-life insurance(accidental and fire insurance, health ins	3	0.0%
6520	reinsurance(part of the risk associated with existing insura	1	0.0%
6530	pension funding(employee benefit plans, retirement plans, pe	0	
6610	administration of financial markets	0	
6611	administration of financial markets(commodity contracts exh	0	
6612	security and commodity contracts brokerage(forex bureaux, co	20	0.1%
6619	Other activities auxiliary to financial service activities(a	9	0.1%
6620	risk and damage evaluation	0	
6621	risk and damage evaluation(assessing insurance claims, avera	0	
6622	activities of insurance agents and brokers(activities of ins	1	0.0%
6629	Other activities auxiliary to insurance and pension funding(0	
6630	fund management activities(mutual funds,pension funds,other	0	

File : 2024ibes1_10%sample_v1_20250820

d5: Main activity code

Value	Label	Cases	Percentage
6810	real estate activities with own or leased property(buying, s	14	0.1%
6820	real estate activities on a fee or contract basis	3	0.0%
6821	Intermediation service activities for real estate	2	0.0%
6829	Other real estate activities on a fee or contract basis	7	0.0%
6910	legal activities(patents and copyrights, representation in c	2	0.0%
6920	accounting, bookkeeping and auditing activities; tax consult	1	0.0%
7010	activities of head offices(head offices, district and region	0	
7020	Business and other management consultancy activities(cost ac	1	0.0%
7110	architectural and engineering, and related technical consult	5	0.0%
7120	technical testing and analysis(failure analysis, road-safety	0	
7210	Manufacturing firm experimenting with material science	0	
7220	research and experimental development on social sciences and	0	
7310	advertising activities(promotion of products, point-of- sale	0	
7320	market research and public opinion polling activities	0	
7330	management consultancy activities	1	0.0%
7410	specialized design activities(graphic designers, web designe	7	0.0%
7420	photographic activities(photojournalists, mounting of slides	11	0.1%
7430	Translation and interpretation activities	0	
7490	other professional scientific and technical activities n	1	0.0%
7491	Patent brokering and marketing service activities	0	
7499	All other professional, scientific and technical activities	0	
7500	veterinary activities(animal health care, animal ambulance a	1	0.0%
7710	Rental and leasing of motor vehicles(passenger cars, trucks,	3	0.0%
7721	Rental and leasing of recreational and sports goods(bicycles	7	0.0%
7729	rental and leasing of other recreational and sports goods	1	0.0%
7730	rental and leasing of other machinery, equipment and tangibl	3	0.0%
7740	leasing of intellectual property and similar products, excep	1	0.0%
7750	renting and leasing of motor vehicles	0	
7751	Renting and leasing of motor vehicles	0	
7752	intermediation service activities for rental and leasing of	2	0.0%
7810	activities of employment placement agencies(personal search	2	0.0%
7820	temporary employment agency activities and other human resou	1	0.0%
7910	travel agency activities	2	0.0%
7911	travel agency activities(travel services, accommodation rese	1	0.0%
7912	Tour operator activities(assembling food, assembling accomod	1	0.0%
7990	Other travel related activities	0	
8010	investigation activities	1	0.0%
8011	Investigation and private security activities(security guard	0	
8019	Security activities n.e.c.	1	0.0%
8110	combined facilities support activities(trash disposal servic	0	
8120	general cleaning of buildings	0	
8121	general cleaning of buildings(factories, houses or apartment	1	0.0%
8129	Other building and industrial cleaning activities(industrial	1	0.0%

File : 2024ibes1_10%sample_v1_20250820

d5: Main activity code

Value	Label	Cases	Percentage
8130	landscape service activities(roof gardens, football fields,	0	
8210	office administrative and support activities	5	0.0%
8220	activities of call centres(customer complaints)	1	0.0%
8230	Organization of conventions and trade shows(business and tra	0	
8240	intermediation service activities for business support servi	0	
8290	activities of collection agencies and credit bureaus	0	
8291	activities of collection agencies and credit bureaus(providi	0	
8292	packaging activities(liquids including food and beverages, s	0	
8299	Other business support service activities n.e.c.(bar coding,	0	
8410	general public administration activities	1	0.0%
8411	general public administration activities(taxation schemes, c	0	
8412	Regulation of the activities of providing health care, educa	0	
8413	regulation of the activities of providing environmental serv	0	
8414	Regulation of and contribution to more efficient operation o	0	
8420	foreign affairs	0	
8421	foreign affairs(ministry of foreign affairs, diplomatic and	0	
8422	defence activities(civil defence forces, combat forces of ar	0	
8423	Public order and safety activities(law arbitrations, correc	0	
8430	compulsory social security activities(retirement pension, wo	0	
8510	Pre-primary education(creche, nursery, primary education, sp	61	0.4%
8520	primary education	27	0.2%
8530	general secondary education	7	0.0%
8531	General secondary education	9	0.1%
8532	Vocational secondary education(computer repair training, cos	16	0.1%
8533	post-secondary non-tertiary education	3	0.0%
8540	tertiary education	2	0.0%
8550	sports and recreation education	1	0.0%
8551	sports and recreation education(yoga instruction, cheer lead	0	
8552	cultural education(art, dance, drama schools, performing art	1	0.0%
8553	Driving school activities	2	0.0%
8559	Other education n.e.c.(academic tutoring, survival training,	5	0.0%
8560	educational support activities	0	
8561	Intermediation service activities for courses and tutors	0	
8569	Other educational support activities	6	0.0%
8610	hospital activities(specialised sanatoriums, mental health a	17	0.1%
8620	medical and dental practice activities(family planning centr	8	0.1%
8630	traditional herbal practice activities	12	0.1%
8690	other human health activities	5	0.0%
8691	Intermediation service activities for medical, dental, and o	5	0.0%
8699	Other human health activities n.e.c.	4	0.0%
8710	Residential nursing care activities(homes for the elderly)	0	
8720	Residential care activities for persons living with or havin	2	0.0%
8730	Residential care activities for older persons or persons wit	0	

File : 2024ibes1_10%sample_v1_20250820

d5: Main activity code

Value	Label	Cases	Percentage
8790	residential nursing care facilities	1	0.0%
8791	Intermediation service activities for residential care activ	1	0.0%
8799	Other residential care activities n.e.c.	1	0.0%
8810	social work activities without accommodation for older perso	0	
8890	other social work activities without accommodation(adoption	2	0.0%
9011	Literary creation and musical composition activities	2	0.0%
9012	Visual arts creation activities	2	0.0%
9013	Other arts creation activities	6	0.0%
9020	Activities of performing arts	1	0.0%
9031	Operation of arts facilities and sites	1	0.0%
9039	Other support activities to arts and performing arts	2	0.0%
9111	Library activities(books, maps, periodicals)	0	
9112	archives activities(government archives)	0	
9121	Museum and collection activities(art museums, furniture mseu	0	
9122	historical site and monument activities(historical sites and	0	
9130	conservation, restoration and other support activities for c	3	0.0%
9140	documentation and information activities of libraries of all	0	
9141	lending and storage of books, maps, periodicals, films, tape	0	
9142	Nature reserve activities	0	
9200	gambling and betting activities(sale of lottery tickets, vir	132	0.8%
9310	managing and providing the staff to operate these facilities	0	
9311	operation of sports facilities(boxing arenas, bowling lanes,	5	0.0%
9312	activities of sports clubs(boxing club, swimming club, chess	4	0.0%
9319	Other sports activities(judges, mountain guides, timekeepers	0	
9320	activities of amusement parks and theme parks	3	0.0%
9321	activities of amusement parks and theme parks(games, mechani	10	0.1%
9329	Other amusement and recreation activities (recreational tran	3	0.0%
9410	activities of business and employers membership organization	4	0.0%
9411	activities of business and employers membership organization	0	
9412	Activities of professional membership organizations(Ghana me	0	
9420	activities of trade unions(tuc)	0	
9490	activities of churches	146	0.9%
9491	activities of synagogues	1	0.0%
9492	activities of political organizations	2	0.0%
9499	Activities of other membership organizations n.e.c.	8	0.1%
9510	Repair of computers and peripheral equipment	38	0.2%
9521	repair of radios	12	0.1%
9522	Repair of household appliances and home and garden equipment	23	0.1%
9523	Repair of footwear and leather goods	17	0.1%
9524	Repair of furniture and home furnishings	2	0.0%
9529	Repair of other personal and household goods	6	0.0%
9531	repair and maintenance of motor vehicles	84	0.5%
9532	Repair and maintenance of motorcycles	34	0.2%

File : 2024ibes1_10%sample_v1_20250820

d5: Main activity code

Value	Label	Cases	Percentage
9540	intermediation service activities for repair and maintenance	39	0.2%
9541	repair of footwear and leather goods	0	
9610	Washing and cleaning of textile and fur products(diaper supp	34	0.2%
9621	Hairdressing and barber activities	161	1.0%
9622	Beauty care and other beauty treatment activities	133	0.8%
9623	Day spa, sauna and steam bath activities	6	0.0%
9630	Funeral and related activities(sale or rental of graves, cre	11	0.1%
9640	intermediation service activities for personal services	108	0.7%
9690	other personal service activities n.e.c.(solariums,datig ser	8	0.1%
9700	activities of households as employers of domestic personnel(0	
9810	undifferentiated goods-producing activities of private house	0	
9820	Undifferentiated service-producing activities of private hou	0	
9900	activities of extraterritorial organizations and bodies(afri	0	
Sysmiss		168333	

Warning: these figures indicate the number of cases found in the data file. They cannot be interpreted as summary statistics of the population of interest.

d6: Is this establishment an agency providing mobile mony services

Information	[Type= discrete] [Format=numeric] [Range= 1-2] [Missing=*]
Statistics [NW/ W]	[Valid=184180 /-] [Invalid=0 /-]

Value	Label	Cases	Percentage
1	Yes	13674	7.4%
2	No	170506	92.6%

Warning: these figures indicate the number of cases found in the data file. They cannot be interpreted as summary statistics of the population of interest.

d7: Is this establishment an agency providing other banking services apart from mom

Information	[Type= discrete] [Format=numeric] [Range= 1-2] [Missing=*]
Statistics [NW/ W]	[Valid=184180 /-] [Invalid=0 /-]

Value	Label	Cases	Percentage
1	Yes	1096	0.6%
2	No	183084	99.4%

Warning: these figures indicate the number of cases found in the data file. They cannot be interpreted as summary statistics of the population of interest.

e0: Average number of workers engaged in 2023

Information	[Type= continuous] [Format=numeric] [Range= 0-20126] [Missing=*]
Statistics [NW/ W]	[Valid=184180 /-] [Invalid=0 /-] [Mean=19.412 /-] [StdDev=196.014 /-]

e1: How many managers are currently engaged in this establishment-Total

Information	[Type= continuous] [Format=numeric] [Range= 1-1183] [Missing=*]
Statistics [NW/ W]	[Valid=184180 /-] [Invalid=0 /-] [Mean=1.257 /-] [StdDev=3.501 /-]

e1a: How many managers are currently engaged in this establishment-Male

Information	[Type= continuous] [Format=numeric] [Range= 0-1063] [Missing=*]
Statistics [NW/ W]	[Valid=184180 /-] [Invalid=0 /-] [Mean=0.547 /-] [StdDev=2.784 /-]

e1b: How many managers are currently engaged in this establishment-Female

Information	[Type= continuous] [Format=numeric] [Range= 0-220] [Missing=*]
--------------------	--

File : 2024ibes1_10%sample_v1_20250820**# e1b: How many managers are currently engaged in this establishment-Female**

Statistics [NW/ W]	[Valid=184180 /-] [Invalid=0 /-] [Mean=0.71 /-] [StdDev=1.308 /-]
--------------------	---

e21: Total persons engaged

Information	[Type= continuous] [Format=numeric] [Range= 1-2667] [Missing=*]
-------------	---

Statistics [NW/ W]	[Valid=184180 /-] [Invalid=0 /-] [Mean=3.142 /-] [StdDev=16.386 /-]
--------------------	---

e21a: Total males persons engaged

Information	[Type= continuous] [Format=numeric] [Range= 0-2000] [Missing=*]
-------------	---

Statistics [NW/ W]	[Valid=184180 /-] [Invalid=0 /-] [Mean=1.449 /-] [StdDev=9.887 /-]
--------------------	--

e21b: Total Female persons engaged

Information	[Type= continuous] [Format=numeric] [Range= 0-1591] [Missing=*]
-------------	---

Statistics [NW/ W]	[Valid=184180 /-] [Invalid=0 /-] [Mean=1.693 /-] [StdDev=7.941 /-]
--------------------	--

e22: Total paid workers

Information	[Type= continuous] [Format=numeric] [Range= 0-2000] [Missing=*]
-------------	---

Statistics [NW/ W]	[Valid=184180 /-] [Invalid=0 /-] [Mean=1.869 /-] [StdDev=10.9 /-]
--------------------	---

e22a: Total paid male workers

Information	[Type= continuous] [Format=numeric] [Range= 0-1500] [Missing=*]
-------------	---

Statistics [NW/ W]	[Valid=184180 /-] [Invalid=0 /-] [Mean=0.916 /-] [StdDev=7.169 /-]
--------------------	--

e22b: Total paid female workers

Information	[Type= continuous] [Format=numeric] [Range= 0-800] [Missing=*]
-------------	--

Statistics [NW/ W]	[Valid=184180 /-] [Invalid=0 /-] [Mean=0.953 /-] [StdDev=4.724 /-]
--------------------	--

e23: Total Unpaid workers

Information	[Type= continuous] [Format=numeric] [Range= 0-2666] [Missing=*]
-------------	---

Statistics [NW/ W]	[Valid=184180 /-] [Invalid=0 /-] [Mean=1.273 /-] [StdDev=12.313 /-]
--------------------	---

e23a: Total Unpaid male workers

Information	[Type= continuous] [Format=numeric] [Range= 0-1999] [Missing=*]
-------------	---

Statistics [NW/ W]	[Valid=184180 /-] [Invalid=0 /-] [Mean=0.533 /-] [StdDev=6.816 /-]
--------------------	--

e23b: Total Unpaid female workers

Information	[Type= continuous] [Format=numeric] [Range= 0-1591] [Missing=*]
-------------	---

Statistics [NW/ W]	[Valid=184180 /-] [Invalid=0 /-] [Mean=0.74 /-] [StdDev=6.435 /-]
--------------------	---

e24: Total non Ghanaian workers

Information	[Type= continuous] [Format=numeric] [Range= 0-130] [Missing=*]
-------------	--

Statistics [NW/ W]	[Valid=184180 /-] [Invalid=0 /-] [Mean=0.0216 /-] [StdDev=0.423 /-]
--------------------	---

e24a: Total non Ghanaian male workers

Information	[Type= continuous] [Format=numeric] [Range= 0-100] [Missing=*]
-------------	--

Statistics [NW/ W]	[Valid=184180 /-] [Invalid=0 /-] [Mean=0.0163 /-] [StdDev=0.341 /-]
--------------------	---

e24b: Total non Ghanaian female workers

Information	[Type= continuous] [Format=numeric] [Range= 0-30] [Missing=*]
-------------	---

Statistics [NW/ W]	[Valid=184180 /-] [Invalid=0 /-] [Mean=0.00533 /-] [StdDev=0.131 /-]
--------------------	--

File : 2024ibes1_10%sample_v1_20250820**# e25: Total Ghanaian workers**

Information	[Type= continuous] [Format=numeric] [Range= 0-2667] [Missing=*]
--------------------	---

Statistics [NW/ W]	[Valid=184180 /-] [Invalid=0 /-] [Mean=3.12 /-] [StdDev=16.322 /-]
---------------------------	--

e25a: Total Ghanaian male workers

Information	[Type= continuous] [Format=numeric] [Range= 0-2000] [Missing=*]
--------------------	---

Statistics [NW/ W]	[Valid=184180 /-] [Invalid=0 /-] [Mean=1.433 /-] [StdDev=9.818 /-]
---------------------------	--

e25b: Total Ghanaian female workers

Information	[Type= continuous] [Format=numeric] [Range= 0-1591] [Missing=*]
--------------------	---

Statistics [NW/ W]	[Valid=184180 /-] [Invalid=0 /-] [Mean=1.688 /-] [StdDev=7.935 /-]
---------------------------	--

e3: E3. What number of paid workers have direct contract agreement with the establis

Information	[Type= continuous] [Format=numeric] [Range= 0-2000] [Missing=*]
--------------------	---

Statistics [NW/ W]	[Valid=138819 /-] [Invalid=45361 /-] [Mean=1.714 /-] [StdDev=11.596 /-]
---------------------------	---

e3b: E3B. percentage on contract

Information	[Type= continuous] [Format=numeric] [Range= 0-100] [Missing=*]
--------------------	--

Statistics [NW/ W]	[Valid=184180 /-] [Invalid=0 /-] [Mean=48.062 /-] [StdDev=49.155 /-]
---------------------------	--

e4: E4. What number of paid workers have pension schemes?

Information	[Type= continuous] [Format=numeric] [Range= 0-2000] [Missing=*]
--------------------	---

Statistics [NW/ W]	[Valid=138819 /-] [Invalid=45361 /-] [Mean=0.804 /-] [StdDev=9.538 /-]
---------------------------	--

e4b: E4. What number of paid workers have pension schemes?

Information	[Type= continuous] [Format=numeric] [Range= 0-100] [Missing=*]
--------------------	--

Statistics [NW/ W]	[Valid=184180 /-] [Invalid=0 /-] [Mean=10.694 /-] [StdDev=30.311 /-]
---------------------------	--

# f1: F1: In what year did the establishment commence?			
Information	[Type= continuous] [Format=numeric] [Range= 1820-2024] [Missing=*]		
Statistics [NW/ W]	[Valid=184180 /-] [Invalid=0 /-] [Mean=2015.457 /-] [StdDev=10.585 /-]		
# f2a: F2a. Does the establishment keep accounting records			
Information	[Type= discrete] [Format=numeric] [Range= 1-3] [Missing=*]		
Statistics [NW/ W]	[Valid=184180 /-] [Invalid=0 /-]		
Value	Label	Cases	Percentage
1	Yes, Formal	23882	13.0%
2	Yes, Informal	27826	15.1%
3	No	132472	71.9%
<i>Warning: these figures indicate the number of cases found in the data file. They cannot be interpreted as summary statistics of the population of interest.</i>			
# f2b: F2b. What type of records are kept in this establishment			
Information	[Type= discrete] [Format=numeric] [Range= 1-3] [Missing=*]		
Statistics [NW/ W]	[Valid=51708 /-] [Invalid=132472 /-]		
Value	Label	Cases	Percentage
1	Financial records	12514	24.2%
2	Non financial records	9631	18.6%
3	Both financial and non financial records	29563	57.2%
Systemiss		132472	
<i>Warning: these figures indicate the number of cases found in the data file. They cannot be interpreted as summary statistics of the population of interest.</i>			
# f3: F3: How are the records kept			
Information	[Type= discrete] [Format=numeric] [Range= 1-3] [Missing=*]		
Statistics [NW/ W]	[Valid=51708 /-] [Invalid=132472 /-]		
Value	Label	Cases	Percentage
1	Digitized	1651	3.2%
2	Non digitized (Hard copy)	38773	75.0%
3	Both digitized and non digitized	11284	21.8%
Systemiss		132472	
<i>Warning: these figures indicate the number of cases found in the data file. They cannot be interpreted as summary statistics of the population of interest.</i>			
# f4: F4: Is this establishment operating for Profit or Not for Profit			
Information	[Type= discrete] [Format=numeric] [Range= 1-2] [Missing=*]		
Statistics [NW/ W]	[Valid=184180 /-] [Invalid=0 /-]		
Value	Label	Cases	Percentage
1	Profit	173510	94.2%
2	Not for profit	10670	5.8%
<i>Warning: these figures indicate the number of cases found in the data file. They cannot be interpreted as summary statistics of the population of interest.</i>			
# f5: F5. In a typical year within the last 5 years, what is the percentage share of			
Information	[Type= discrete] [Format=numeric] [Range= 1-5] [Missing=*]		
Statistics [NW/ W]	[Valid=184180 /-] [Invalid=0 /-]		
Value	Label	Cases	Percentage
1	None(0 %)	169148	91.8%
2	Between 1-25%	9155	5.0%
3	Between 26-50%	2713	1.5%

# f5: F5. In a typical year within the last 5 years, what is the percentage share of			
Value	Label	Cases	Percentage
4	Between 51-75%	1444	0.8%
5	Between 76-100%	1720	0.9%
<i>Warning: these figures indicate the number of cases found in the data file. They cannot be interpreted as summary statistics of the population of interest.</i>			
# f6: F6. In a typical year within the last 5 years, what is the percentage share of			
Information	[Type= discrete] [Format=numeric] [Range= 1-5] [Missing=*]		
Statistics [NW/ W]	[Valid=184180 /-] [Invalid=0 /-]		
Value	Label	Cases	Percentage
1	None(0 %)	174955	95.0%
2	Between 1-25%	6334	3.4%
3	Between 26-50%	1637	0.9%
4	Between 51-75%	569	0.3%
5	Between 76-100%	685	0.4%
<i>Warning: these figures indicate the number of cases found in the data file. They cannot be interpreted as summary statistics of the population of interest.</i>			
# g1: G1 . generate or use electricity, heat or fuel from renewable sources (wind, sol			
Information	[Type= discrete] [Format=numeric] [Range= 1-4] [Missing=*]		
Statistics [NW/ W]	[Valid=184180 /-] [Invalid=0 /-]		
Value	Label	Cases	Percentage
1	Yes, produce	980	0.5%
2	Yes, use	24221	13.2%
3	Yes, produce and use	715	0.4%
4	No	158264	85.9%
<i>Warning: these figures indicate the number of cases found in the data file. They cannot be interpreted as summary statistics of the population of interest.</i>			
# g2: G2 Prevent, reduce and eliminate pollutants and waste?			
Information	[Type= discrete] [Format=numeric] [Range= 1-4] [Missing=*]		
Statistics [NW/ W]	[Valid=184180 /-] [Invalid=0 /-]		
Value	Label	Cases	Percentage
1	Yes, produce	1410	0.8%
2	Yes, use	16659	9.0%
3	Yes, produce and use	1428	0.8%
4	No	164683	89.4%
<i>Warning: these figures indicate the number of cases found in the data file. They cannot be interpreted as summary statistics of the population of interest.</i>			
# g3: G3 Conserve and preserve the environment by planting trees, recycling, ecotour			
Information	[Type= discrete] [Format=numeric] [Range= 1-4] [Missing=*]		
Statistics [NW/ W]	[Valid=184180 /-] [Invalid=0 /-]		
Value	Label	Cases	Percentage
1	Yes, produce	969	0.5%
2	Yes, use	5354	2.9%
3	Yes, produce and use	1030	0.6%
4	No	176827	96.0%
<i>Warning: these figures indicate the number of cases found in the data file. They cannot be interpreted as summary statistics of the population of interest.</i>			
# g4: G4.Practice sustainable / organic agriculture , for example using organic fertil			
Information	[Type= discrete] [Format=numeric] [Range= 1-4] [Missing=*]		

# g4: G4.Practice sustainable / organic agriculture , for example using organic fertil			
Statistics [NW/ W]		[Valid=184180 /-] [Invalid=0 /-]	
Value	Label	Cases	Percentage
1	Yes, produce	509	0.3%
2	Yes, use	3531	1.9%
3	Yes, produce and use	662	0.4%
4	No	179478	97.4%
<i>Warning: these figures indicate the number of cases found in the data file. They cannot be interpreted as summary statistics of the population of interest.</i>			
# h1: For business transactions, which payment system do you use or accept			
Information		[Type= discrete] [Format=character] [Missing=*]	
Statistics [NW/ W]		[Valid=184180 /-] [Invalid=0 /-]	
Value	Label	Cases	Percentage
A		111266	60.4%
AB		1810	1.0%
ABC		557	0.3%
ABCD		1776	1.0%
ABCDE		1	0.0%
ABCE		3	0.0%
ABD		2595	1.4%
ABE		5	0.0%
AC		1206	0.7%
ACD		1453	0.8%
ACDE		2	0.0%
ACE		1	0.0%
AD		61760	33.5%
ADE		2	0.0%
AE		93	0.1%
B		262	0.1%
BC		109	0.1%
BCD		44	0.0%
BD		177	0.1%
C		247	0.1%
CD		66	0.0%
D		371	0.2%
DE		1	0.0%
E		373	0.2%
<i>Warning: these figures indicate the number of cases found in the data file. They cannot be interpreted as summary statistics of the population of interest.</i>			
# h2a: Which way do you use or accept DF			
Information		[Type= discrete] [Format=character] [Missing=*]	
Statistics [NW/ W]		[Valid=68248 /-] [Invalid=0 /-]	
Value	Label	Cases	Percentage
A		2187	3.2%
AB		2021	3.0%
ABC		1328	1.9%
ABCD		1745	2.6%

h2a: Which way do you use or accept DF

Value	Label	Cases	Percentage
ABCDE		348	0.5%
ABCDEF		310	0.5%
ABCDF		38	0.1%
ABCDG		1	0.0%
ABCE		66	0.1%
ABCEF		33	0.0%
ABCF		15	0.0%
ABD		1696	2.5%
ABDE		126	0.2%
ABDEF		43	0.1%
ABDF		57	0.1%
ABE		90	0.1%
ABEF		30	0.0%
ABF		27	0.0%
ABG		1	0.0%
AC		505	0.7%
ACD		761	1.1%
ACDE		65	0.1%
ACDEF		31	0.0%
ACDF		10	0.0%
ACE		71	0.1%
ACEF		17	0.0%
ACF		7	0.0%
AD		3133	4.6%
ADE		303	0.4%
ADEF		36	0.1%
ADF		47	0.1%
ADG		1	0.0%
AE		123	0.2%
AEF		28	0.0%
AF		33	0.0%
AG		1	0.0%
B		3549	5.2%
BC		1860	2.7%
BCD		2752	4.0%
BCDE		193	0.3%
BCDEF		93	0.1%
BCDF		25	0.0%
BCDG		1	0.0%
BCE		68	0.1%
BCEF		7	0.0%
BCF		24	0.0%
BD		4312	6.3%
BDE		142	0.2%
BDEF		17	0.0%

h2a: Which way do you use or accept DF

Value	Label	Cases	Percentage
BDF		48	0.1%
BE		115	0.2%
BEF		26	0.0%
BF		69	0.1%
BG		6	0.0%
C		1819	2.7%
CD		6524	9.6%
CDE		177	0.3%
CDEF		53	0.1%
CDEG		1	0.0%
CDF		17	0.0%
CDG		1	0.0%
CE		94	0.1%
CEF		13	0.0%
CF		22	0.0%
CG		1	0.0%
D		29574	43.3%
DE		725	1.1%
DEF		56	0.1%
DF		69	0.1%
DG		9	0.0%
E		179	0.3%
EF		27	0.0%
F		87	0.1%
G		159	0.2%

Warning: these figures indicate the number of cases found in the data file. They cannot be interpreted as summary statistics of the population of interest.

h2b: Which specific technologies do you use or accept

Information	[Type= discrete] [Format=character] [Missing=*]
Statistics [NW/ W]	[Valid=68248 /-] [Invalid=0 /-]

Value	Label	Cases	Percentage
A		49392	72.4%
AB		10278	15.1%
ABC		324	0.5%
ABCD		42	0.1%
ABCDE		60	0.1%
ABCDEF		61	0.1%
ABCDEFG		140	0.2%
ABCDEG		4	0.0%
ABCDF		13	0.0%
ABCDFG		7	0.0%
ABCDG		6	0.0%
ABCE		125	0.2%
ABCEF		72	0.1%
ABCEFG		45	0.1%

h2b: Which specific technologies do you use or accept

Value	Label	Cases	Percentage
ABCEG		16	0.0%
ABCF		58	0.1%
ABCFG		15	0.0%
ABCG		35	0.1%
ABD		38	0.1%
ABDE		18	0.0%
ABDEF		14	0.0%
ABDEFG		10	0.0%
ABDEG		2	0.0%
ABDF		14	0.0%
ABDFG		7	0.0%
ABDG		12	0.0%
ABE		526	0.8%
ABEF		136	0.2%
ABEFG		52	0.1%
ABEG		52	0.1%
ABF		291	0.4%
ABFG		73	0.1%
ABG		550	0.8%
ABH		2	0.0%
AC		184	0.3%
ACD		7	0.0%
ACDE		4	0.0%
ACDEF		8	0.0%
ACDEFG		15	0.0%
ACDF		8	0.0%
ACE		62	0.1%
ACEF		35	0.1%
ACEFG		13	0.0%
ACEG		7	0.0%
ACF		21	0.0%
ACFG		7	0.0%
ACG		13	0.0%
AD		32	0.0%
ADE		8	0.0%
ADEF		8	0.0%
ADEFG		2	0.0%
ADEG		2	0.0%
ADF		11	0.0%
ADFG		3	0.0%
AE		815	1.2%
AEF		93	0.1%
AEFG		15	0.0%
AEG		41	0.1%
AF		348	0.5%

h2b: Which specific technologies do you use or accept

Value	Label	Cases	Percentage
AFG		108	0.2%
AG		948	1.4%
AH		9	0.0%
B		1939	2.8%
BC		79	0.1%
BCD		6	0.0%
BCDE		3	0.0%
BCDEF		9	0.0%
BCDEFG		18	0.0%
BCDEG		2	0.0%
BCDF		9	0.0%
BCDFG		2	0.0%
BCDG		1	0.0%
BCE		26	0.0%
BCEF		13	0.0%
BCEFG		11	0.0%
BCF		17	0.0%
BCFG		9	0.0%
BCG		15	0.0%
BD		22	0.0%
BDE		3	0.0%
BDEF		2	0.0%
BDEFG		5	0.0%
BDF		7	0.0%
BDFG		1	0.0%
BDG		4	0.0%
BE		80	0.1%
BEF		12	0.0%
BEFG		10	0.0%
BEG		9	0.0%
BF		59	0.1%
BFG		23	0.0%
BG		100	0.1%
BH		2	0.0%
C		32	0.0%
CD		1	0.0%
CDE		2	0.0%
CDEF		3	0.0%
CDEFG		6	0.0%
CDF		2	0.0%
CDFG		1	0.0%
CDG		2	0.0%
CE		9	0.0%
CEF		8	0.0%
CEFG		11	0.0%

h2b: Which specific technologies do you use or accept

Value	Label	Cases	Percentage
CEG		4	0.0%
CF		6	0.0%
CFG		11	0.0%
CG		7	0.0%
D		6	0.0%
DE		1	0.0%
DF		1	0.0%
DFG		2	0.0%
DG		2	0.0%
E		75	0.1%
EF		15	0.0%
EFG		5	0.0%
EG		8	0.0%
F		44	0.1%
FG		45	0.1%
G		91	0.1%
H		33	0.0%

Warning: these figures indicate the number of cases found in the data file. They cannot be interpreted as summary statistics of the population of interest.

h2c: Why adopted and/or use DF(perceived benefit)

Information [Type= discrete] [Format=character] [Missing=*]

Statistics [NW/ W] [Valid=68248 /-] [Invalid=0 /-]

Value	Label	Cases	Percentage
A		13400	19.6%
AB		12777	18.7%
ABC		3948	5.8%
ABCD		2618	3.8%
ABCDE		1065	1.6%
ABCDEF		1917	2.8%
ABCDEFG		1	0.0%
ABCDEG		1	0.0%
ABCDF		234	0.3%
ABCDG		1	0.0%
ABCE		203	0.3%
ABCEF		148	0.2%
ABCF		167	0.2%
ABCG		1	0.0%
ABD		1546	2.3%
ABDE		390	0.6%
ABDEF		224	0.3%
ABDF		155	0.2%
ABDG		1	0.0%
ABE		912	1.3%
ABEF		694	1.0%
ABEG		2	0.0%

h2c: Why adopted and/or use DF(perceived benefit)

Value	Label	Cases	Percentage
ABF		1062	1.6%
ABG		6	0.0%
AC		3108	4.6%
ACD		2187	3.2%
ACDE		394	0.6%
ACDEF		142	0.2%
ACDF		143	0.2%
ACE		207	0.3%
ACEF		79	0.1%
ACF		194	0.3%
AD		2467	3.6%
ADE		336	0.5%
ADEF		169	0.2%
ADF		184	0.3%
ADFG		1	0.0%
AE		669	1.0%
AEF		379	0.6%
AEFG		2	0.0%
AF		1151	1.7%
AG		21	0.0%
B		2529	3.7%
BC		545	0.8%
BCD		299	0.4%
BCDE		106	0.2%
BCDEF		67	0.1%
BCDF		29	0.0%
BCE		56	0.1%
BCEF		19	0.0%
BCF		47	0.1%
BD		315	0.5%
BDE		66	0.1%
BDEF		21	0.0%
BDF		43	0.1%
BDG		1	0.0%
BE		303	0.4%
BEF		144	0.2%
BF		326	0.5%
BFG		1	0.0%
BG		1	0.0%
C		4099	6.0%
CD		1039	1.5%
CDE		147	0.2%
CDEF		54	0.1%
CDF		58	0.1%
CE		85	0.1%

h2c: Why adopted and/or use DF(perceived benefit)

Value	Label	Cases	Percentage
CEF		40	0.1%
CF		177	0.3%
CG		1	0.0%
D		1527	2.2%
DE		139	0.2%
DEF		85	0.1%
DF		93	0.1%
E		441	0.6%
EF		354	0.5%
F		1443	2.1%
FG		3	0.0%
G		239	0.4%

Warning: these figures indicate the number of cases found in the data file. They cannot be interpreted as summary statistics of the population of interest.

h3: Why not adopted and/or use DF(perceived cost)

Information	[Type= discrete] [Format=character] [Missing=*]
Statistics [NW/ W]	[Valid=115932 /-] [Invalid=0 /-]

Value	Label	Cases	Percentage
A		37071	32.0%
AB		5488	4.7%
ABC		1662	1.4%
ABCD		526	0.5%
ABCDE		193	0.2%
ABCDEF		120	0.1%
ABCDEFG		199	0.2%
ABCDEFGH		418	0.4%
ABCDEFH		11	0.0%
ABCDEG		15	0.0%
ABCDEGH		9	0.0%
ABCDEH		5	0.0%
ABCDF		35	0.0%
ABCDFG		10	0.0%
ABCDFGH		6	0.0%
ABCDFH		3	0.0%
ABCDG		12	0.0%
ABCDGH		7	0.0%
ABCDH		8	0.0%
ABCE		110	0.1%
ABCEF		36	0.0%
ABCEFG		18	0.0%
ABCEFGH		22	0.0%
ABCEFH		21	0.0%
ABCEG		12	0.0%
ABCEGH		12	0.0%
ABCEH		16	0.0%

h3: Why not adopted and/or use DF(perceived cost)

Value	Label	Cases	Percentage
ABCF		22	0.0%
ABCFG		12	0.0%
ABCFGH		12	0.0%
ABCFH		6	0.0%
ABCG		24	0.0%
ABCGH		11	0.0%
ABCH		52	0.0%
ABD		211	0.2%
ABDE		66	0.1%
ABDEF		29	0.0%
ABDEFG		17	0.0%
ABDEFGH		7	0.0%
ABDEFH		1	0.0%
ABDEG		9	0.0%
ABDEH		3	0.0%
ABDF		21	0.0%
ABDFG		10	0.0%
ABDFGH		3	0.0%
ABDFH		2	0.0%
ABDG		9	0.0%
ABDGH		1	0.0%
ABDH		5	0.0%
ABE		396	0.3%
ABEF		90	0.1%
ABEFG		30	0.0%
ABEFGH		17	0.0%
ABEFH		9	0.0%
ABEG		20	0.0%
ABEGH		17	0.0%
ABEH		25	0.0%
ABF		154	0.1%
ABFG		41	0.0%
ABFGH		11	0.0%
ABFH		5	0.0%
ABG		116	0.1%
ABGH		56	0.0%
ABH		344	0.3%
ABI		2	0.0%
AC		851	0.7%
ACD		249	0.2%
ACDE		57	0.0%
ACDEF		29	0.0%
ACDEFG		15	0.0%
ACDEFGH		6	0.0%
ACDEFH		1	0.0%

h3: Why not adopted and/or use DF(perceived cost)

Value	Label	Cases	Percentage
ACDEG		20	0.0%
ACDEGH		2	0.0%
ACDEH		2	0.0%
ACDF		34	0.0%
ACDFG		16	0.0%
ACDFGH		2	0.0%
ACDG		19	0.0%
ACDGH		2	0.0%
ACDH		4	0.0%
ACE		208	0.2%
ACEF		35	0.0%
ACEFG		21	0.0%
ACEFGH		1	0.0%
ACEFH		4	0.0%
ACEG		35	0.0%
ACEGH		7	0.0%
ACEH		19	0.0%
ACF		76	0.1%
ACFG		19	0.0%
ACFGH		2	0.0%
ACFH		4	0.0%
ACG		55	0.0%
ACGH		8	0.0%
ACH		52	0.0%
AD		1478	1.3%
ADE		217	0.2%
ADEF		63	0.1%
ADEFG		18	0.0%
ADEFGH		9	0.0%
ADEFH		3	0.0%
ADEG		25	0.0%
ADEGH		6	0.0%
ADEH		6	0.0%
ADF		99	0.1%
ADFG		31	0.0%
ADFGH		2	0.0%
ADFH		2	0.0%
ADG		99	0.1%
ADGH		16	0.0%
ADH		51	0.0%
ADI		1	0.0%
AE		2638	2.3%
AEF		587	0.5%
AEFG		128	0.1%
AEFGH		36	0.0%

h3: Why not adopted and/or use DF(perceived cost)

Value	Label	Cases	Percentage
AEFH		31	0.0%
AEG		174	0.2%
AEGH		29	0.0%
AEH		317	0.3%
AEI		1	0.0%
AF		765	0.7%
AFG		228	0.2%
AFGH		54	0.0%
AFH		50	0.0%
AFI		3	0.0%
AG		847	0.7%
AGH		182	0.2%
AGHI		2	0.0%
AGI		1	0.0%
AH		1299	1.1%
AHI		1	0.0%
AI		45	0.0%
B		6434	5.5%
BC		989	0.9%
BCD		256	0.2%
BCDE		100	0.1%
BCDEF		66	0.1%
BCDEFG		48	0.0%
BCDEFGH		29	0.0%
BCDEFH		2	0.0%
BCDEG		15	0.0%
BCDEH		3	0.0%
BCDF		36	0.0%
BCDFG		20	0.0%
BCDFGH		8	0.0%
BCDFH		1	0.0%
BCDG		16	0.0%
BCDGH		2	0.0%
BCDH		6	0.0%
BCE		128	0.1%
BCEF		60	0.1%
BCEFG		20	0.0%
BCEFGH		20	0.0%
BCEFH		9	0.0%
BCEG		16	0.0%
BCEGH		5	0.0%
BCEH		11	0.0%
BCF		47	0.0%
BCFG		21	0.0%
BCFGH		6	0.0%

h3: Why not adopted and/or use DF(perceived cost)

Value	Label	Cases	Percentage
BCFH		4	0.0%
BCG		44	0.0%
BCGH		11	0.0%
BCH		42	0.0%
BD		323	0.3%
BDE		72	0.1%
BDEF		23	0.0%
BDEFG		12	0.0%
BDEFGH		3	0.0%
BDEFH		3	0.0%
BDEG		23	0.0%
BDEGH		2	0.0%
BDEH		3	0.0%
BDF		57	0.0%
BDFG		25	0.0%
BDFGH		1	0.0%
BDFH		1	0.0%
BDG		34	0.0%
BDGH		4	0.0%
BDH		14	0.0%
BDI		1	0.0%
BE		532	0.5%
BEF		146	0.1%
BEFG		28	0.0%
BEFGH		10	0.0%
BEFH		10	0.0%
BEG		63	0.1%
BEGH		9	0.0%
BEH		73	0.1%
BF		295	0.3%
BFG		52	0.0%
BFGH		6	0.0%
BFH		25	0.0%
BG		164	0.1%
BGH		32	0.0%
BH		256	0.2%
BI		1	0.0%
C		2286	2.0%
CD		323	0.3%
CDE		172	0.1%
CDEF		62	0.1%
CDEFG		44	0.0%
CDEFGH		9	0.0%
CDEG		28	0.0%
CDEGH		5	0.0%

h3: Why not adopted and/or use DF(perceived cost)

Value	Label	Cases	Percentage
CDEH		2	0.0%
CDF		76	0.1%
CDFG		21	0.0%
CDFGH		1	0.0%
CDFH		2	0.0%
CDG		24	0.0%
CDGH		3	0.0%
CDH		7	0.0%
CE		410	0.4%
CEF		150	0.1%
CEFG		49	0.0%
CEFGH		10	0.0%
CEFH		7	0.0%
CEG		55	0.0%
CEGH		5	0.0%
CEH		21	0.0%
CF		207	0.2%
CFG		62	0.1%
CFGH		4	0.0%
CFH		12	0.0%
CG		114	0.1%
CGH		25	0.0%
CH		79	0.1%
CI		1	0.0%
D		11434	9.9%
DE		570	0.5%
DEF		227	0.2%
DEFG		56	0.0%
DEFGH		15	0.0%
DEFH		6	0.0%
DEG		40	0.0%
DEGH		5	0.0%
DEH		29	0.0%
DF		246	0.2%
DFG		60	0.1%
DFGH		3	0.0%
DFH		9	0.0%
DG		136	0.1%
DGH		17	0.0%
DH		87	0.1%
DI		19	0.0%
E		8961	7.7%
EF		2274	2.0%
EFG		480	0.4%
EFGH		77	0.1%

h3: Why not adopted and/or use DF(perceived cost)

Value	Label	Cases	Percentage
EFH		128	0.1%
EFI		2	0.0%
EG		309	0.3%
EGH		41	0.0%
EH		591	0.5%
EHI		3	0.0%
EI		8	0.0%
F		5104	4.4%
FG		766	0.7%
FGH		142	0.1%
FGI		1	0.0%
FH		133	0.1%
FI		3	0.0%
G		3044	2.6%
GH		273	0.2%
GHI		1	0.0%
GI		6	0.0%
H		4777	4.1%
HI		9	0.0%
I		1476	1.3%

Warning: these figures indicate the number of cases found in the data file. They cannot be interpreted as summary statistics of the population of interest.

i1a: Does the establishment have a TIN number

Information	[Type= discrete] [Format=numeric] [Range= 1-2] [Missing=*]
Statistics [NW/ W]	[Valid=184180 /-] [Invalid=0 /-]

Value	Label	Cases	Percentage
1	Yes	3797	2.1%
2	No	180383	97.9%

Warning: these figures indicate the number of cases found in the data file. They cannot be interpreted as summary statistics of the population of interest.

j1a: Indicate the category in which your revenue (GH) belong in 2023 (Provide projec

Information	[Type= discrete] [Format=numeric] [Range= 1-13] [Missing=*]
Statistics [NW/ W]	[Valid=184180 /-] [Invalid=0 /-]

Value	Label	Cases	Percentage
1	1-10000	126476	68.7%
2	10001 -30000	29923	16.2%
3	30001-50000	11111	6.0%
4	50001-100000	6232	3.4%
5	100001-200000	3281	1.8%
6	200001-500000	2020	1.1%
7	500001-1000000	1158	0.6%
8	1000001-5000000	741	0.4%
9	5000001-6000000	302	0.2%
10	6000001-10000000	250	0.1%
11	10000001-20000000	155	0.1%
12	20000001+	221	0.1%





# j1a: Indicate the category in which your revenue (GH) belong in 2023 (Provide projec			
Value	Label	Cases	Percentage
13	0	2310	1.3%
<i>Warning: these figures indicate the number of cases found in the data file. They cannot be interpreted as summary statistics of the population of interest.</i>			
# j1b: How was the projection done			
Information	[Type= discrete] [Format=numeric] [Range= 1-2] [Missing=*]		
Statistics [NW/ W]	[Valid=181880 /-] [Invalid=2300 /-]		
Value	Label	Cases	Percentage
1	Used less than 12 months financial records	69163	38.0%
2	Used annual financial /Other records	112717	62.0%
Sysmiss		2300	
<i>Warning: these figures indicate the number of cases found in the data file. They cannot be interpreted as summary statistics of the population of interest.</i>			
# k1: Are there people using the establishment space for domestic activities			
Information	[Type= discrete] [Format=numeric] [Range= 1-2] [Missing=*]		
Statistics [NW/ W]	[Valid=50414 /-] [Invalid=133766 /-]		
Value	Label	Cases	Percentage
1	Yes	28380	56.3%
2	No	22034	43.7%
Sysmiss		133766	
<i>Warning: these figures indicate the number of cases found in the data file. They cannot be interpreted as summary statistics of the population of interest.</i>			
# k2: Does the owner/manager /worker reside in this structure			
Information	[Type= discrete] [Format=numeric] [Range= 1-2] [Missing=*]		
Statistics [NW/ W]	[Valid=50414 /-] [Invalid=133766 /-]		
Value	Label	Cases	Percentage
1	Yes	33388	66.2%
2	No	17026	33.8%
Sysmiss		133766	
<i>Warning: these figures indicate the number of cases found in the data file. They cannot be interpreted as summary statistics of the population of interest.</i>			
# k3: On average what proportion of electricity bill is paid with returns from this bu			
Information	[Type= discrete] [Format=numeric] [Range= 1-2] [Missing=*]		
Statistics [NW/ W]	[Valid=50414 /-] [Invalid=133766 /-]		
Value	Label	Cases	Percentage
1	Yes	22344	44.3%
2	No	28070	55.7%
Sysmiss		133766	
<i>Warning: these figures indicate the number of cases found in the data file. They cannot be interpreted as summary statistics of the population of interest.</i>			
# k4: On average what proportion of water bill is paid with returns from this business			
Information	[Type= discrete] [Format=numeric] [Range= 1-2] [Missing=*]		
Statistics [NW/ W]	[Valid=50414 /-] [Invalid=133766 /-]		
Value	Label	Cases	Percentage
1	Yes	15680	31.1%
2	No	34734	68.9%
Sysmiss		133766	
<i>Warning: these figures indicate the number of cases found in the data file. They cannot be interpreted as summary statistics of the population of interest.</i>			







# cib1: State number of subsidiaries			
Information	[Type= continuous] [Format=numeric] [Range= 1-37] [Missing=*]		
Statistics [NW/ W]	[Valid=601 /-] [Invalid=183579 /-] [Mean=1.667 /-] [StdDev=2.308 /-]		
# weight: Sample weights			
Information	[Type= continuous] [Format=numeric] [Range= 5.14546394348144-14.4072999954224] [Missing=*]		
Statistics [NW/ W]	[Valid=184180 /-] [Invalid=0 /-] [Mean=10.141 /-] [StdDev=0.85 /-]		
# isic_rev5_digit2: Major ISIC Group			
Information	[Type= discrete] [Format=numeric] [Range= 1-98] [Missing=*]		
Statistics [NW/ W]	[Valid=184180 /-] [Invalid=0 /-]		
Value	Label	Cases	Percentage
1	Crop and animal production, hunting and related service acti	3479	1.9%
2	Forestry and logging	182	0.1%
3	Fishing and aquaculture	320	0.2%
6	Extraction of crude petroleum and natural gas	2	0.0%
7	Mining of metal ores	51	0.0%
8	Other mining and quarrying	81	0.0%
9	Mining support service activities	5	0.0%
10	Manufacture of food products	10941	5.9%
11	Manufacture of beverages	1592	0.9%
12	Manufacture of tobacco products	8	0.0%
13	Manufacture of textiles	2387	1.3%
14	Manufacture of wearing apparel	14391	7.8%
15	Manufacture of leather and related products	456	0.2%
16	Manufacture of wood and of products of wood and cork, except	898	0.5%
17	Manufacture of paper and paper products	12	0.0%
18	Printing and reproduction of recorded media	893	0.5%
19	Manufacture of coke and refined petroleum products	3	0.0%
20	Manufacture of chemicals and chemical products	459	0.2%
21	Manufacture of basic pharmaceutical products and pharmaceuti	51	0.0%
22	Manufacture of rubber and plastic products	30	0.0%
23	Manufacture of other non-metallic mineral products	702	0.4%
24	Manufacture of basic metals	88	0.0%
25	Manufacture of fabricated metal products, except machinery a	2361	1.3%
27	Manufacture of electrical equipment	5	0.0%
28	Manufacture of machinery and equipment n.e.c.	38	0.0%
29	Manufacture of motor vehicles, trailers and semi-trailers	10	0.0%
30	Manufacture of other transport equipment	11	0.0%
31	Manufacture of furniture	1340	0.7%
32	Other manufacturing	159	0.1%
33	Repair and installation of machinery and equipment	253	0.1%
35	Electricity, gas, steam and air conditioning supply	144	0.1%
36	Water collection, treatment and supply	485	0.3%
37	Sewerage	13	0.0%
38	Waste collection, treatment and disposal, and recovery activ	21	0.0%
41	Construction of residential and non-residential buildings	288	0.2%







isic_rev5_digit2: Major ISIC Group

Value	Label	Cases	Percentage
42	Civil engineering	18	0.0%
43	Specialized construction activities	353	0.2%
46	Wholesale trade	3457	1.9%
47	Retail trade	79660	43.3%
49	Land transport and transport via pipelines	135	0.1%
50	Water transport	9	0.0%
51	Air transport	3	0.0%
52	Warehousing and support activities for transportation	189	0.1%
53	Postal and courier activities	22	0.0%
55	Accommodation	919	0.5%
56	Food and beverage service activities	13322	7.2%
58	Publishing activities	32	0.0%
59	Motion picture, video and television programme production, s	29	0.0%
60	Programming, broadcasting, news agency and other content dis	220	0.1%
61	Telecommunications	150	0.1%
62	Computer programming, consultancy and related activities	26	0.0%
63	Computing infrastructure, data processing, hosting, and othe	6	0.0%
64	Financial service activities, except insurance and pension f	1015	0.6%
65	Insurance, reinsurance and pension funding, except compulsor	100	0.1%
66	Activities auxiliary to financial service and insurance acti	2870	1.6%
68	Real estate activities	129	0.1%
69	Legal and accounting activities	77	0.0%
70	Activities of head offices; management consultancy activitie	50	0.0%
71	Architectural and engineering activities; technical testing	96	0.1%
72	Scientific research and development	4	0.0%
73	Advertising, and market research	21	0.0%
74	Other professional, scientific and technical activities	557	0.3%
75	Veterinary activities	5	0.0%
77	Rental and leasing activities	323	0.2%
78	Employment activities	7	0.0%
79	Travel agency, tour operator, and other travel related activ	95	0.1%
80	Investigation and security activities	28	0.0%
81	Services to buildings and landscape activities	10	0.0%
82	Office administrative, office support and other business sup	158	0.1%
84	Public administration and defence; compulsory social securit	294	0.2%
85	Education	4145	2.3%
86	Human health activities	1093	0.6%
88	Social work activities without accommodation	4	0.0%
90	Arts creation and performing arts activities	66	0.0%
91	Library, archives, museum and other cultural activities	3	0.0%
92	Gambling and betting activities	2734	1.5%
93	Sports activities and amusement and recreation activities	285	0.2%
94	Activities of membership organizations	8404	4.6%
95	Repair and maintenance of computers, personal and household	6088	3.3%
96	Personal service activities	14782	8.0%

# isic_rev5_digit2: Major ISIC Group			
Value	Label	Cases	Percentage
97	Activities of households as employers of domestic personnel	6	0.0%
98	Undifferentiated goods- and services-producing activities of	22	0.0%
<i>Warning: these figures indicate the number of cases found in the data file. They cannot be interpreted as summary statistics of the population of interest.</i>			
# c16bA: Registered with Ghana Revenue Authority			
Information	[Type= discrete] [Format=numeric] [Range= 1-1] [Missing=*]		
Statistics [NW/ W]	[Valid=21694 /-] [Invalid=162486 /-]		
Value	Label	Cases	Percentage
1	Yes	21694	100.0%
Sysmiss		162486	
<i>Warning: these figures indicate the number of cases found in the data file. They cannot be interpreted as summary statistics of the population of interest.</i>			
# c16bB: Registered with Ghana Standards Authority			
Information	[Type= discrete] [Format=numeric] [Range= 1-1] [Missing=*]		
Statistics [NW/ W]	[Valid=4251 /-] [Invalid=179929 /-]		
Value	Label	Cases	Percentage
1	Yes	4251	100.0%
Sysmiss		179929	
<i>Warning: these figures indicate the number of cases found in the data file. They cannot be interpreted as summary statistics of the population of interest.</i>			
# c16bC: Registered with Food and Drugs Authority			
Information	[Type= discrete] [Format=numeric] [Range= 1-1] [Missing=*]		
Statistics [NW/ W]	[Valid=3632 /-] [Invalid=180548 /-]		
Value	Label	Cases	Percentage
1	Yes	3632	100.0%
Sysmiss		180548	
<i>Warning: these figures indicate the number of cases found in the data file. They cannot be interpreted as summary statistics of the population of interest.</i>			
# c16bD: Registered with Environmental Protection Agency			
Information	[Type= discrete] [Format=numeric] [Range= 1-1] [Missing=*]		
Statistics [NW/ W]	[Valid=3504 /-] [Invalid=180676 /-]		
Value	Label	Cases	Percentage
1	Yes	3504	100.0%
Sysmiss		180676	
<i>Warning: these figures indicate the number of cases found in the data file. They cannot be interpreted as summary statistics of the population of interest.</i>			
# c16bE: Registered with District Assembly			
Information	[Type= discrete] [Format=numeric] [Range= 1-1] [Missing=*]		
Statistics [NW/ W]	[Valid=72605 /-] [Invalid=111575 /-]		
Value	Label	Cases	Percentage
1	Yes	72605	100.0%
Sysmiss		111575	
<i>Warning: these figures indicate the number of cases found in the data file. They cannot be interpreted as summary statistics of the population of interest.</i>			
# c16bF: Registered with Other			
Information	[Type= discrete] [Format=numeric] [Range= 1-1] [Missing=*]		
Statistics [NW/ W]	[Valid=1466 /-] [Invalid=182714 /-]		

# c16bF: Registered with Other			
Value	Label	Cases	Percentage
1	Yes	1466	 100.0%
Sysmiss		182714	
<i>Warning: these figures indicate the number of cases found in the data file. They cannot be interpreted as summary statistics of the population of interest.</i>			
# c16bG: None of the above			
Information		[Type= discrete] [Format=numeric] [Range= 1-1] [Missing=*]	
Statistics [NW/ W]		[Valid=101669 /-] [Invalid=82511 /-]	
Value	Label	Cases	Percentage
1	Yes	101669	 100.0%
Sysmiss		82511	
<i>Warning: these figures indicate the number of cases found in the data file. They cannot be interpreted as summary statistics of the population of interest.</i>			
# h1A: Cash			
Information		[Type= discrete] [Format=numeric] [Range= 1-1] [Missing=*]	
Statistics [NW/ W]		[Valid=182530 /-] [Invalid=1650 /-]	
Value	Label	Cases	Percentage
1	Yes	182530	 100.0%
Sysmiss		1650	
<i>Warning: these figures indicate the number of cases found in the data file. They cannot be interpreted as summary statistics of the population of interest.</i>			
# h1B: Cheque			
Information		[Type= discrete] [Format=numeric] [Range= 1-1] [Missing=*]	
Statistics [NW/ W]		[Valid=7339 /-] [Invalid=176841 /-]	
Value	Label	Cases	Percentage
1	Yes	7339	 100.0%
Sysmiss		176841	
<i>Warning: these figures indicate the number of cases found in the data file. They cannot be interpreted as summary statistics of the population of interest.</i>			
# h1C: Other Bank transactions (physical / non-electronic)			
Information		[Type= discrete] [Format=numeric] [Range= 1-1] [Missing=*]	
Statistics [NW/ W]		[Valid=5465 /-] [Invalid=178715 /-]	
Value	Label	Cases	Percentage
1	Yes	5465	 100.0%
Sysmiss		178715	
<i>Warning: these figures indicate the number of cases found in the data file. They cannot be interpreted as summary statistics of the population of interest.</i>			
# h1D: Digital finance (personal mobile money, merchant payments/MoMopay, QR code, POS)			
Information		[Type= discrete] [Format=numeric] [Range= 1-1] [Missing=*]	
Statistics [NW/ W]		[Valid=68248 /-] [Invalid=115932 /-]	
Value	Label	Cases	Percentage
1	Yes	68248	 100.0%
Sysmiss		115932	
<i>Warning: these figures indicate the number of cases found in the data file. They cannot be interpreted as summary statistics of the population of interest.</i>			
# h1E: Other			
Information		[Type= discrete] [Format=numeric] [Range= 1-1] [Missing=*]	
Statistics [NW/ W]		[Valid=481 /-] [Invalid=183699 /-]	






# h1E: Other			
Value	Label	Cases	Percentage
1	Yes	481	 100.0%
Systemmiss		183699	
<i>Warning: these figures indicate the number of cases found in the data file. They cannot be interpreted as summary statistics of the population of interest.</i>			
# h2aA: Pay employees (B2E)			
Information		[Type= discrete] [Format=numeric] [Range= 1-1] [Missing=*]	
Statistics [NW/ W]		[Valid=15334 /-] [Invalid=168846 /-]	
Value	Label	Cases	Percentage
1	Yes	15334	 100.0%
Systemmiss		168846	
<i>Warning: these figures indicate the number of cases found in the data file. They cannot be interpreted as summary statistics of the population of interest.</i>			
# h2aB: Pay bills (electricity, water, taxes, etc.) (B2G)			
Information		[Type= discrete] [Format=numeric] [Range= 1-1] [Missing=*]	
Statistics [NW/ W]		[Valid=21282 /-] [Invalid=162898 /-]	
Value	Label	Cases	Percentage
1	Yes	21282	 100.0%
Systemmiss		162898	
<i>Warning: these figures indicate the number of cases found in the data file. They cannot be interpreted as summary statistics of the population of interest.</i>			
# h2aC: Pay input suppliers (B2B)			
Information		[Type= discrete] [Format=numeric] [Range= 1-1] [Missing=*]	
Statistics [NW/ W]		[Valid=19096 /-] [Invalid=165084 /-]	
Value	Label	Cases	Percentage
1	Yes	19096	 100.0%
Systemmiss		165084	
<i>Warning: these figures indicate the number of cases found in the data file. They cannot be interpreted as summary statistics of the population of interest.</i>			
# h2aD: Accept as payments for output to customers/buyers (C2B)			
Information		[Type= discrete] [Format=numeric] [Range= 1-1] [Missing=*]	
Statistics [NW/ W]		[Valid=53540 /-] [Invalid=130640 /-]	
Value	Label	Cases	Percentage
1	Yes	53540	 100.0%
Systemmiss		130640	
<i>Warning: these figures indicate the number of cases found in the data file. They cannot be interpreted as summary statistics of the population of interest.</i>			
# h2aE: Accept loans (B2B)			
Information		[Type= discrete] [Format=numeric] [Range= 1-1] [Missing=*]	
Statistics [NW/ W]		[Valid=3706 /-] [Invalid=180474 /-]	
Value	Label	Cases	Percentage
1	Yes	3706	 100.0%
Systemmiss		180474	
<i>Warning: these figures indicate the number of cases found in the data file. They cannot be interpreted as summary statistics of the population of interest.</i>			
# h2aF: Accept payments from government (G2B)			
Information		[Type= discrete] [Format=numeric] [Range= 1-1] [Missing=*]	
Statistics [NW/ W]		[Valid=1415 /-] [Invalid=182765 /-]	

# h2aF: Accept payments from government (G2B)			
Value	Label	Cases	Percentage
1	Yes	1415	 100.0%
Sysmiss		182765	
<i>Warning: these figures indicate the number of cases found in the data file. They cannot be interpreted as summary statistics of the population of interest.</i>			
# h2aG: Other			
Information		[Type= discrete] [Format=numeric] [Range= 1-1] [Missing=*]	
Statistics [NW/ W]		[Valid=182 /-] [Invalid=183998 /-]	
Value	Label	Cases	Percentage
1	Yes	182	 100.0%
Sysmiss		183998	
<i>Warning: these figures indicate the number of cases found in the data file. They cannot be interpreted as summary statistics of the population of interest.</i>			
# h2bA: Personal mobile money (any)			
Information		[Type= discrete] [Format=numeric] [Range= 1-1] [Missing=*]	
Statistics [NW/ W]		[Valid=65317 /-] [Invalid=118863 /-]	
Value	Label	Cases	Percentage
1	Yes	65317	 100.0%
Sysmiss		118863	
<i>Warning: these figures indicate the number of cases found in the data file. They cannot be interpreted as summary statistics of the population of interest.</i>			
# h2bB: MoMopay/VodafonePay			
Information		[Type= discrete] [Format=numeric] [Range= 1-1] [Missing=*]	
Statistics [NW/ W]		[Valid=15596 /-] [Invalid=168584 /-]	
Value	Label	Cases	Percentage
1	Yes	15596	 100.0%
Sysmiss		168584	
<i>Warning: these figures indicate the number of cases found in the data file. They cannot be interpreted as summary statistics of the population of interest.</i>			
# h2bC: QR code payment systems (QR Code, GhQR, etc.)			
Information		[Type= discrete] [Format=numeric] [Range= 1-1] [Missing=*]	
Statistics [NW/ W]		[Valid=1732 /-] [Invalid=182448 /-]	
Value	Label	Cases	Percentage
1	Yes	1732	 100.0%
Sysmiss		182448	
<i>Warning: these figures indicate the number of cases found in the data file. They cannot be interpreted as summary statistics of the population of interest.</i>			
# h2bD: POS device			
Information		[Type= discrete] [Format=numeric] [Range= 1-1] [Missing=*]	
Statistics [NW/ W]		[Valid=679 /-] [Invalid=183501 /-]	
Value	Label	Cases	Percentage
1	Yes	679	 100.0%
Sysmiss		183501	
<i>Warning: these figures indicate the number of cases found in the data file. They cannot be interpreted as summary statistics of the population of interest.</i>			
# h2bE: Payment aggregators or platforms (fintechs + eg., zepay, GhanaPay, etc.)			
Information		[Type= discrete] [Format=numeric] [Range= 1-1] [Missing=*]	
Statistics [NW/ W]		[Valid=2811 /-] [Invalid=181369 /-]	

h2bE: Payment aggregators or platforms (fintechs + eg., zeePAY, GhanaPAY, etc.)


Value	Label	Cases	Percentage
1	Yes	2811	100.0%
Sysmiss		181369	

Warning: these figures indicate the number of cases found in the data file. They cannot be interpreted as summary statistics of the population of interest.

# h2bF: Card payments (e.g., debit card, credit card, visa card, e-zwich etc)			
Information	[Type= discrete] [Format=numeric] [Range= 1-1] [Missing=*]		
Statistics [NW/ W]	[Valid=2070 /-] [Invalid=182110 /-]		
Value	Label	Cases	Percentage
1	Yes	2070	 100.0%
Sysmiss		182110	
<i>Warning: these figures indicate the number of cases found in the data file. They cannot be interpreted as summary statistics of the population of interest.</i>			
# h2bG: Internet/Mobile Banking			
Information	[Type= discrete] [Format=numeric] [Range= 1-1] [Missing=*]		
Statistics [NW/ W]	[Valid=2605 /-] [Invalid=181575 /-]		
Value	Label	Cases	Percentage
1	Yes	2605	 100.0%
Sysmiss		181575	
<i>Warning: these figures indicate the number of cases found in the data file. They cannot be interpreted as summary statistics of the population of interest.</i>			
# h2bH: Other			
Information	[Type= discrete] [Format=numeric] [Range= 1-1] [Missing=*]		
Statistics [NW/ W]	[Valid=46 /-] [Invalid=184134 /-]		
Value	Label	Cases	Percentage
1	Yes	46	 100.0%
Sysmiss		184134	
<i>Warning: these figures indicate the number of cases found in the data file. They cannot be interpreted as summary statistics of the population of interest.</i>			
# h2cA: Don't have to travel to pay or receive payments			
Information	[Type= discrete] [Format=numeric] [Range= 1-1] [Missing=*]		
Statistics [NW/ W]	[Valid=53306 /-] [Invalid=130874 /-]		
Value	Label	Cases	Percentage
1	Yes	53306	 100.0%
Sysmiss		130874	
<i>Warning: these figures indicate the number of cases found in the data file. They cannot be interpreted as summary statistics of the population of interest.</i>			
# h2cB: Reduce theft of business money			
Information	[Type= discrete] [Format=numeric] [Range= 1-1] [Missing=*]		
Statistics [NW/ W]	[Valid=32991 /-] [Invalid=151189 /-]		
Value	Label	Cases	Percentage
1	Yes	32991	 100.0%
Sysmiss		151189	
<i>Warning: these figures indicate the number of cases found in the data file. They cannot be interpreted as summary statistics of the population of interest.</i>			
# h2cC: We can reach out and deliver to a larger market both near (cash + non-cash custo			
Information	[Type= discrete] [Format=numeric] [Range= 1-1] [Missing=*]		
Statistics [NW/ W]	[Valid=23626 /-] [Invalid=160554 /-]		
Value	Label	Cases	Percentage
1	Yes	23626	 100.0%
Sysmiss		160554	
<i>Warning: these figures indicate the number of cases found in the data file. They cannot be interpreted as summary statistics of the population of interest.</i>			

# h2cD: Easy to get input supplies or provide business output on credit (inter-business)			
Information	[Type= discrete] [Format=numeric] [Range= 1-1] [Missing=*]		
Statistics [NW/ W]	[Valid=18265 /-] [Invalid=165915 /-]		
Value	Label	Cases	Percentage
1	Yes	18265	100.0%
Sysmiss		165915	
<i>Warning: these figures indicate the number of cases found in the data file. They cannot be interpreted as summary statistics of the population of interest.</i>			
# h2cE: It builds a credit history for future credit acquisitions			
Information	[Type= discrete] [Format=numeric] [Range= 1-1] [Missing=*]		
Statistics [NW/ W]	[Valid=10061 /-] [Invalid=174119 /-]		
Value	Label	Cases	Percentage
1	Yes	10061	100.0%
Sysmiss		174119	
<i>Warning: these figures indicate the number of cases found in the data file. They cannot be interpreted as summary statistics of the population of interest.</i>			
# h2cF: It's better liquidity or money management			
Information	[Type= discrete] [Format=numeric] [Range= 1-1] [Missing=*]		
Statistics [NW/ W]	[Valid=10050 /-] [Invalid=174130 /-]		
Value	Label	Cases	Percentage
1	Yes	10050	100.0%
Sysmiss		174130	
<i>Warning: these figures indicate the number of cases found in the data file. They cannot be interpreted as summary statistics of the population of interest.</i>			
# h2cG: Other			
Information	[Type= discrete] [Format=numeric] [Range= 1-1] [Missing=*]		
Statistics [NW/ W]	[Valid=283 /-] [Invalid=183897 /-]		
Value	Label	Cases	Percentage
1	Yes	283	100.0%
Sysmiss		183897	
<i>Warning: these figures indicate the number of cases found in the data file. They cannot be interpreted as summary statistics of the population of interest.</i>			
# h3A: Lack of knowledge about how it works			
Information	[Type= discrete] [Format=numeric] [Range= 1-1] [Missing=*]		
Statistics [NW/ W]	[Valid=59310 /-] [Invalid=124870 /-]		
Value	Label	Cases	Percentage
1	Yes	59310	100.0%
Sysmiss		124870	
<i>Warning: these figures indicate the number of cases found in the data file. They cannot be interpreted as summary statistics of the population of interest.</i>			
# h3B: Uncertainty about returns or benefits of using DF			
Information	[Type= discrete] [Format=numeric] [Range= 1-1] [Missing=*]		
Statistics [NW/ W]	[Valid=21618 /-] [Invalid=162562 /-]		
Value	Label	Cases	Percentage
1	Yes	21618	100.0%
Sysmiss		162562	
<i>Warning: these figures indicate the number of cases found in the data file. They cannot be interpreted as summary statistics of the population of interest.</i>			

# h3C: Perceived future taxation of business because more formalized with DF			
Information	[Type= discrete] [Format=numeric] [Range= 1-1] [Missing=*]		
Statistics [NW/ W]	[Valid=11797 /-] [Invalid=172383 /-]		
Value	Label	Cases	Percentage
1	Yes	11797	100.0%
Sysmiss		172383	
<i>Warning: these figures indicate the number of cases found in the data file. They cannot be interpreted as summary statistics of the population of interest.</i>			
# h3D: My business stakeholders (suppliers/customers/competitors etc) have not adopted			
Information	[Type= discrete] [Format=numeric] [Range= 1-1] [Missing=*]		
Statistics [NW/ W]	[Valid=19502 /-] [Invalid=164678 /-]		
Value	Label	Cases	Percentage
1	Yes	19502	100.0%
Sysmiss		164678	
<i>Warning: these figures indicate the number of cases found in the data file. They cannot be interpreted as summary statistics of the population of interest.</i>			
# h3E: Concerns about fraud on DF technologies			
Information	[Type= discrete] [Format=numeric] [Range= 1-1] [Missing=*]		
Statistics [NW/ W]	[Valid=23098 /-] [Invalid=161082 /-]		
Value	Label	Cases	Percentage
1	Yes	23098	100.0%
Sysmiss		161082	
<i>Warning: these figures indicate the number of cases found in the data file. They cannot be interpreted as summary statistics of the population of interest.</i>			
# h3F: Perceived higher cost/charges on DF transactions			
Information	[Type= discrete] [Format=numeric] [Range= 1-1] [Missing=*]		
Statistics [NW/ W]	[Valid=15314 /-] [Invalid=168866 /-]		
Value	Label	Cases	Percentage
1	Yes	15314	100.0%
Sysmiss		168866	
<i>Warning: these figures indicate the number of cases found in the data file. They cannot be interpreted as summary statistics of the population of interest.</i>			
# h3G: Too expensive / costly to acquire a DF technology (e.g., new POS machine, new se			
Information	[Type= discrete] [Format=numeric] [Range= 1-1] [Missing=*]		
Statistics [NW/ W]	[Valid=9960 /-] [Invalid=174220 /-]		
Value	Label	Cases	Percentage
1	Yes	9960	100.0%
Sysmiss		174220	
<i>Warning: these figures indicate the number of cases found in the data file. They cannot be interpreted as summary statistics of the population of interest.</i>			
# h3H: Don't trust DF services			
Information	[Type= discrete] [Format=numeric] [Range= 1-1] [Missing=*]		
Statistics [NW/ W]	[Valid=10486 /-] [Invalid=173694 /-]		
Value	Label	Cases	Percentage
1	Yes	10486	100.0%
Sysmiss		173694	
<i>Warning: these figures indicate the number of cases found in the data file. They cannot be interpreted as summary statistics of the population of interest.</i>			

# h3I: Other			
Information		[Type= discrete] [Format=numeric] [Range= 1-1] [Missing=*]	
Statistics [NW/ W]		[Valid=1587 /-] [Invalid=182593 /-]	
Value	Label	Cases	Percentage
1	Yes	1587	 100.0%
Sysmiss		182593	
<i>Warning: these figures indicate the number of cases found in the data file. They cannot be interpreted as summary statistics of the population of interest.</i>			